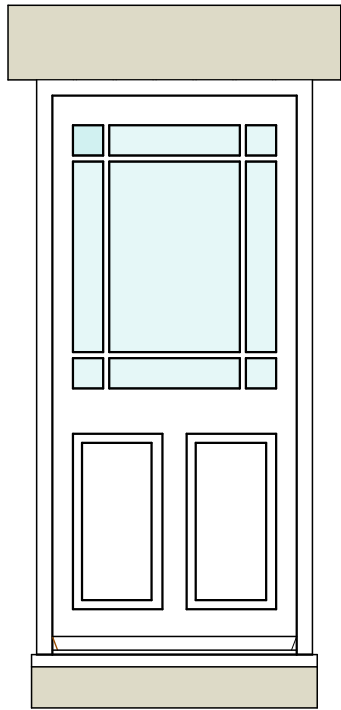
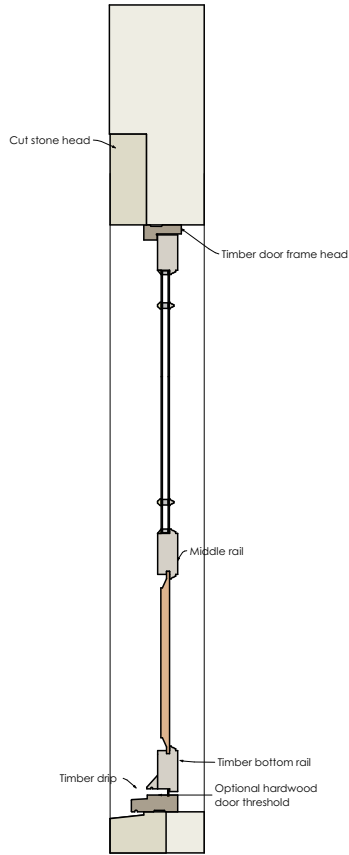


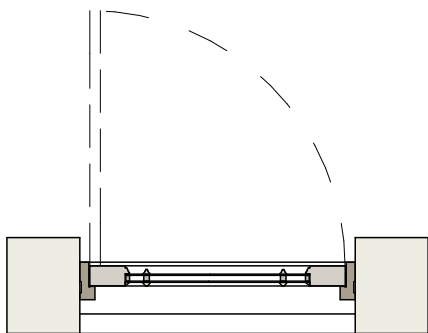
DOOR 2



DOOR ELEVATION



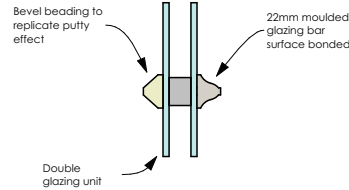
DOOR SECTION



DOOR PLAN

Scale 1:25

Glazing bar detail



SCALE 1:5

Note doors sized to match that shown on elevations

Doors constructed from timber - accoya or similar wood

All timber to be painted finish

Doors to be set 50mm in reveal from outside face to match existing fitment

PROPOSED DOOR '2' DETAIL
 1 & 2 CROFT COTTAGES. ABERFORD ROAD.
 BRAMHAM. LS23 6QW
 SCALE 1:25apx @ A4 MARCH 2022
 PLAN No. H84-1-DISCON 11-DOOR 2 rev A

