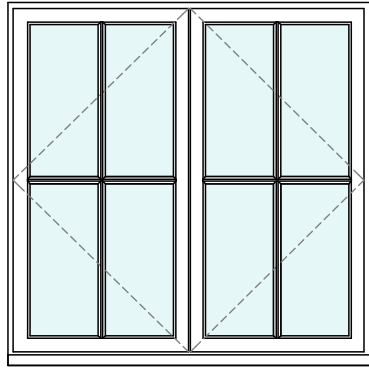
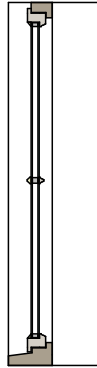


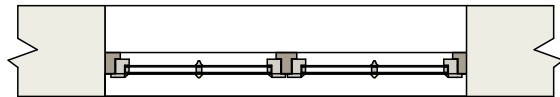
WINDOW 'A'
Side hung
casement



Elevation



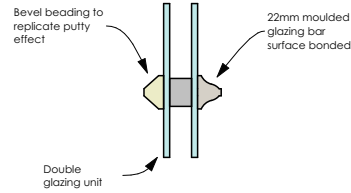
Section



Plan

Scale 1:25

Glazing bar
detail



SCALE 1:5

- Note window sized to match that shown on elevations
- Windows constructed from timber - accoya or similar wood
- All timber to be painted finish
- Windows and doors to be set 50mm in reveal from outside face to match existing fitment

PROPOSED WINDOW 'A' DETAIL
 1 & 2 CROFT COTTAGES. ABERFORD ROAD.
 BRAMHAM. LS23 6QW
 SCALE 1:25apx @ A4 MARCH 2022
 PLAN No. H84-1-DISCON 11-WINDOW A rev A