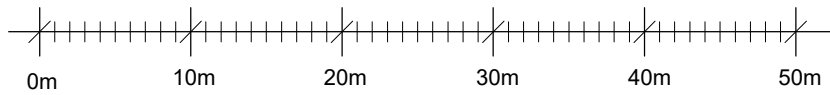
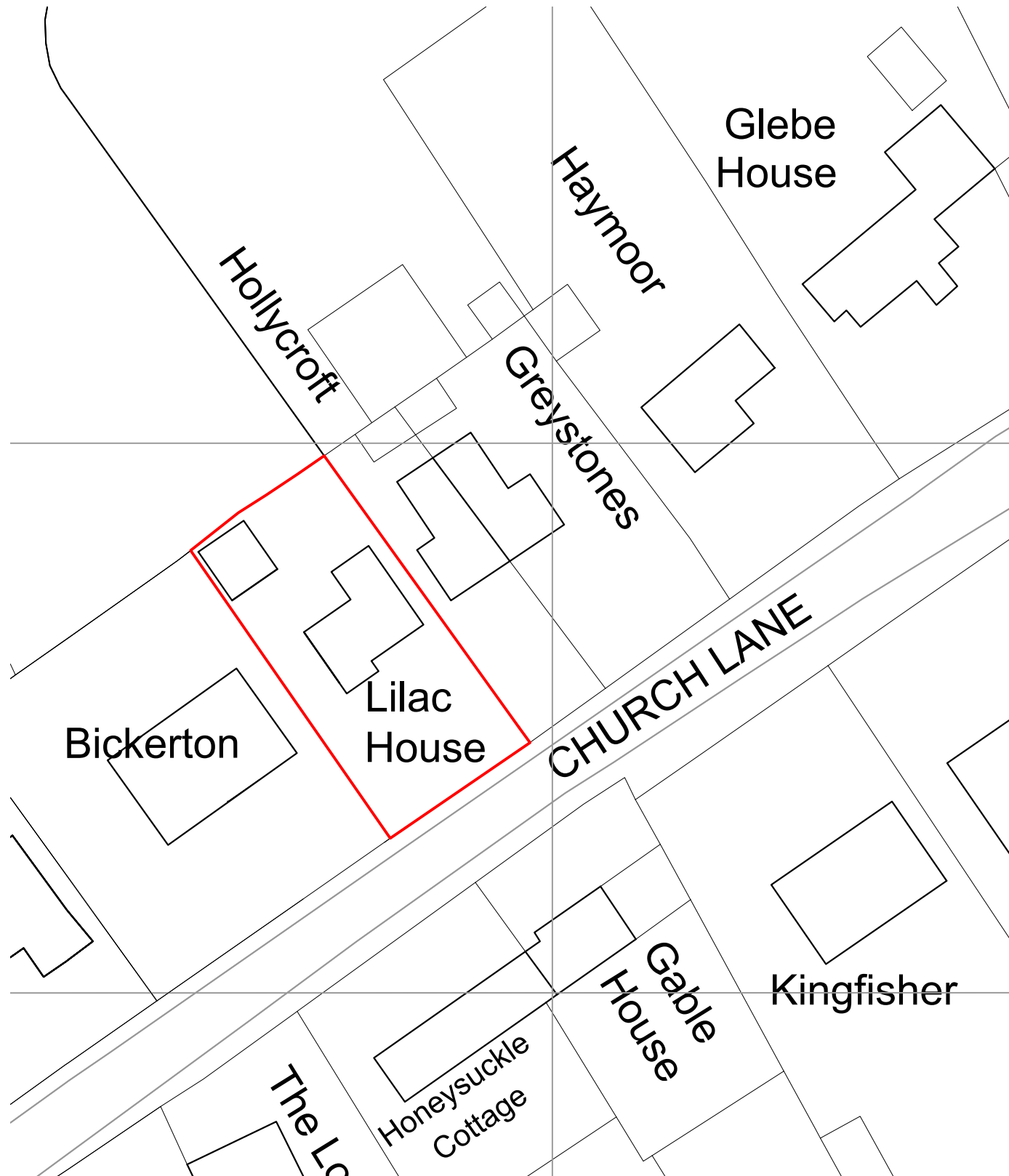


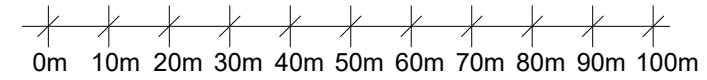
**BLOCK PLAN DRAWING  
1:500 SCALE**



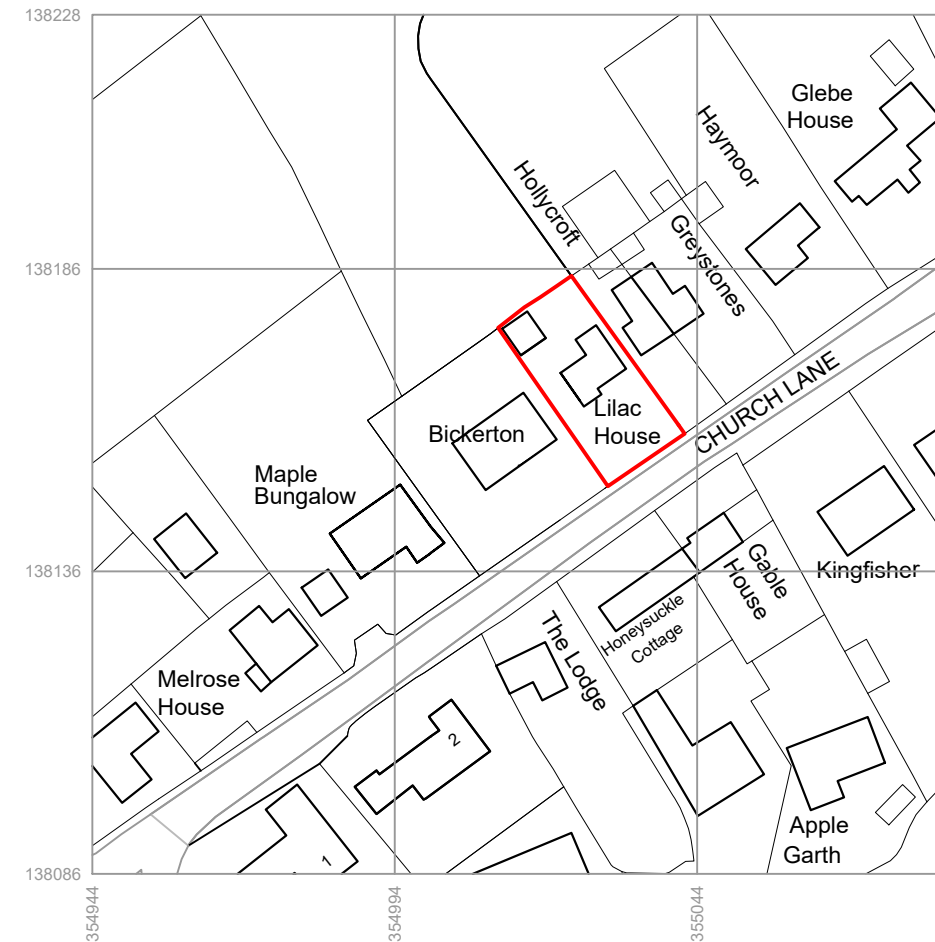
1:500 Scale Bar



**LOCATION PLAN DRAWING  
1:1250 SCALE**



1:1250 Scale Bar



Rev.	Date	Details
A		
JOB:		Extensions & Alterations
CLIENT:		Mr & Mrs Roberts
ADDRESS:		Lilac House, Church Lane, West Pennard, Glastonbury, Somerset, BA6 8NT
Location & Block Plan Drawing		
SCALE:		1:1250 & 1:500 @ A3
DATE:		29 May 2023
DWG No:		1610 - 01

**MPR ARCHITECTURAL  
DESIGN LTD**  
 34 Watts Corner, Glastonbury,  
 Somerset, BA6 8FD.  
 Tel: 07766 526042  
 Email: info@mprdesigns.co.uk



The contents of this drawing are copyright. Responsibility is not accepted for errors made by others in scaling from this drawing. All construction information should be taken from figured dimensions only. All dimensions to be checked on site. Works to be carried out in accordance with bye-laws and regulations of Local Authorities and Statutory Undertakers.