



PERLIGHT
smart.black

PERLIGHT DELTA 295W

PLM-295MB-54

Monocrystalline Solar Module

19.57%
Efficiency

295W
Power


30-YEAR
Warranty

DESIGNED FOR UK ROOFS

415W

4x1 modules

1.66 kW




Example
roof size:
5.7 x 3.7 m

295W

5x2 modules

2.95 kW



The bigger and more powerful module size is not always ideal for shorter UK roofs that usually can't fit more than one row in portrait.

The Perlight Delta 295W is designed with this in mind. This smaller, high-efficiency panel makes it possible to cover a larger area and achieve a higher system output for short roofs.

MODULE FEATURES



PERFORMANCE

Good performance even under low light conditions.



BEAUTIFUL APPEARANCE

Ultra-sleek with consistent tone, providing a modernised look.



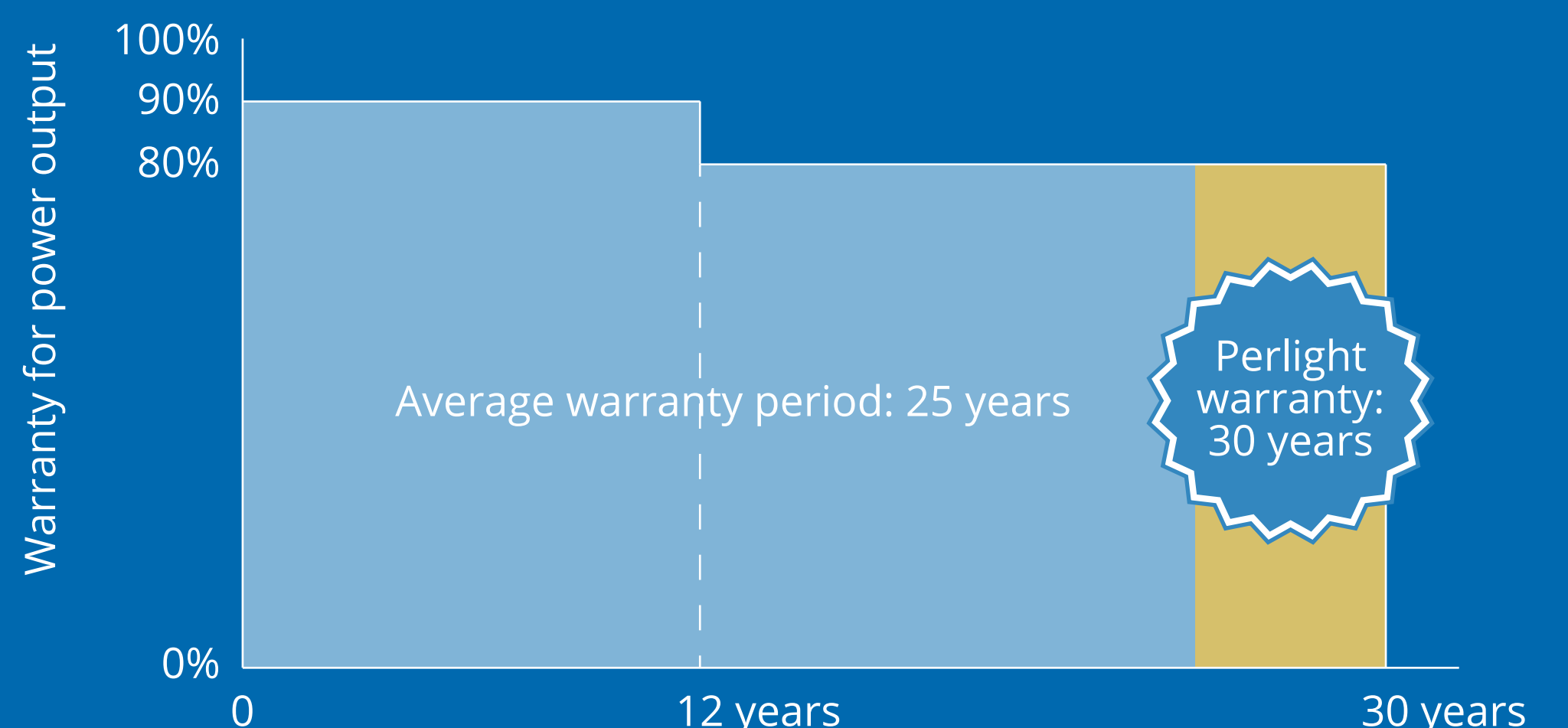
RELIABILITY

Strict selection of raw materials and strict quality control ensure reliability.

EXTENDED POWER OUTPUT WARRANTY


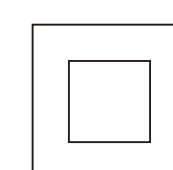
30 years limited product warranty

30 years performance warranty



QUALITY MANAGEMENT SYSTEM AND PRODUCT CERTIFICATION

IEC61215/61730, IEC62804(PID), IEC61701 (Salt), IEC62716 (Ammonia), IEC60068-2-68 (Sand)
ISO 9001:2015 / quality management system
ISO 14001:2015 / environmental management system
ISO 45001:2018 / occupation health safety management system
ISO 50001:2011 / energy management system
IEC TS 62941 - 2016 / PV industry quality management system





ELECTRICAL CHARACTERISTICS (STC)

Module Type:	295	290	285
Maximum Power - P _m (W)	295	290	285
Open Circuit Voltage - V _{oc} (V)	37.18	36.98	36.78
Short Circuit Current - I _{sc} [A]	10.08	9.98	9.88
Maximum Power Voltage - V _m [V]	30.93	30.73	30.52
Maximum Power Current - I _m [A]	9.54	9.44	9.34
Module Efficiency - η [%]	19.57	19.24	18.91

ELECTRICAL CHARACTERISTICS AT NMOT

Maximum Power - P _m (W)	223.00	219.23	215.50
Open Circuit Voltage - V _{oc} (V)	34.81	34.62	34.43
Short Circuit Current - I _{sc} [A]	8.07	7.98	7.90
Maximum Power Voltage - V _m [V]	28.96	28.77	28.58
Maximum Power Current - I _m [A]	7.70	7.62	7.54

Note: 1. Standard Test Conditions (STC): irradiance 1000 W/m²; AM 1.5; ambient temperature 25°C according to EN 60904-3;
2. Nominal Module Operating Temperature (NMOT): Irradiance 800 W/m²; wind speed 1 m/s, ambient temperature 20°C;
3. Tolerance of P_m: -/+3%, Measuring uncertainty of power: -/+3%. Performance deviation of V_{oc} [V], I_{sc} [A], V_m [V] and I_m [A]: -/+3%

MECHANICAL PARAMETERS

Dimensions	1504 x 1002 x 35 mm
Weight	17 kg
Front Glass	3.2 mm low-iron tempered glass
Frame	Black anodised aluminium
Cells	Mono-crystalline silicon 158.75*158.75
Number of Cells	54
Junction Box	IP67
Cable	4mm ² , 900mm
Packaging	31pcs/pallet; 996pcs/container

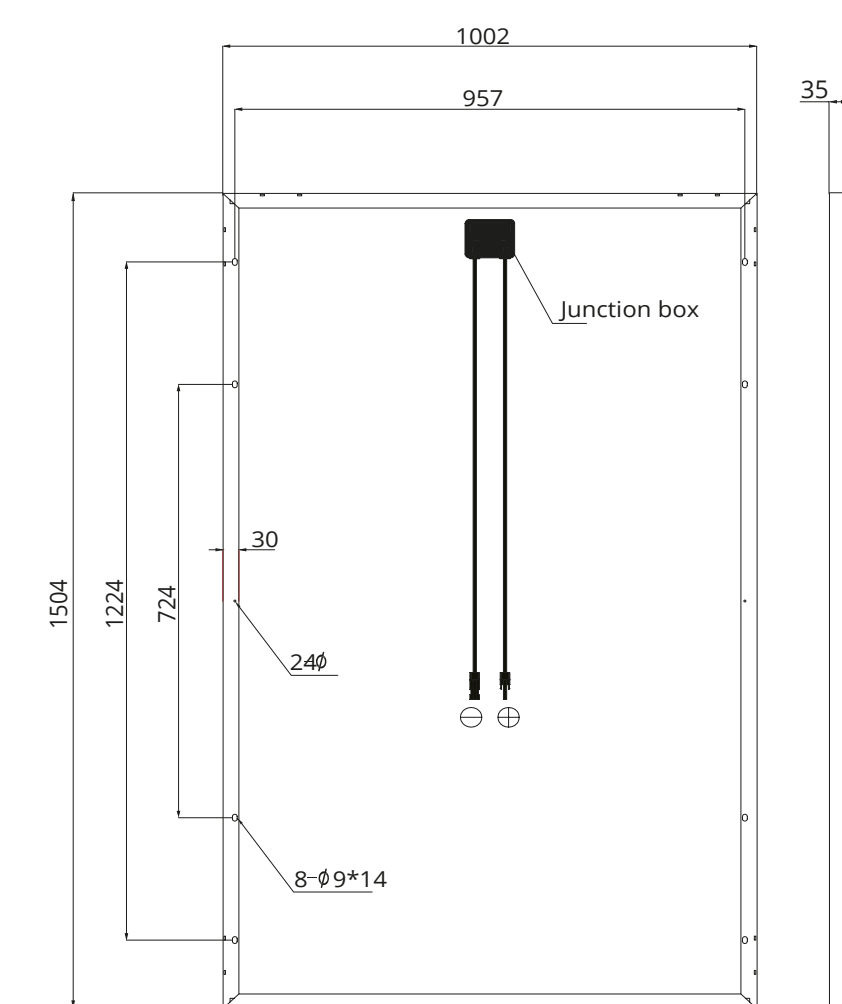

TEMPERATURE PARAMETERS

NMOT	45°C (±2°C)
Temperature Coefficient of V _{oc}	-0.30%/°C
Temperature Coefficient of I _{sc}	+0.06%/°C
Temperature Coefficient of P _m	-0.40%/°C

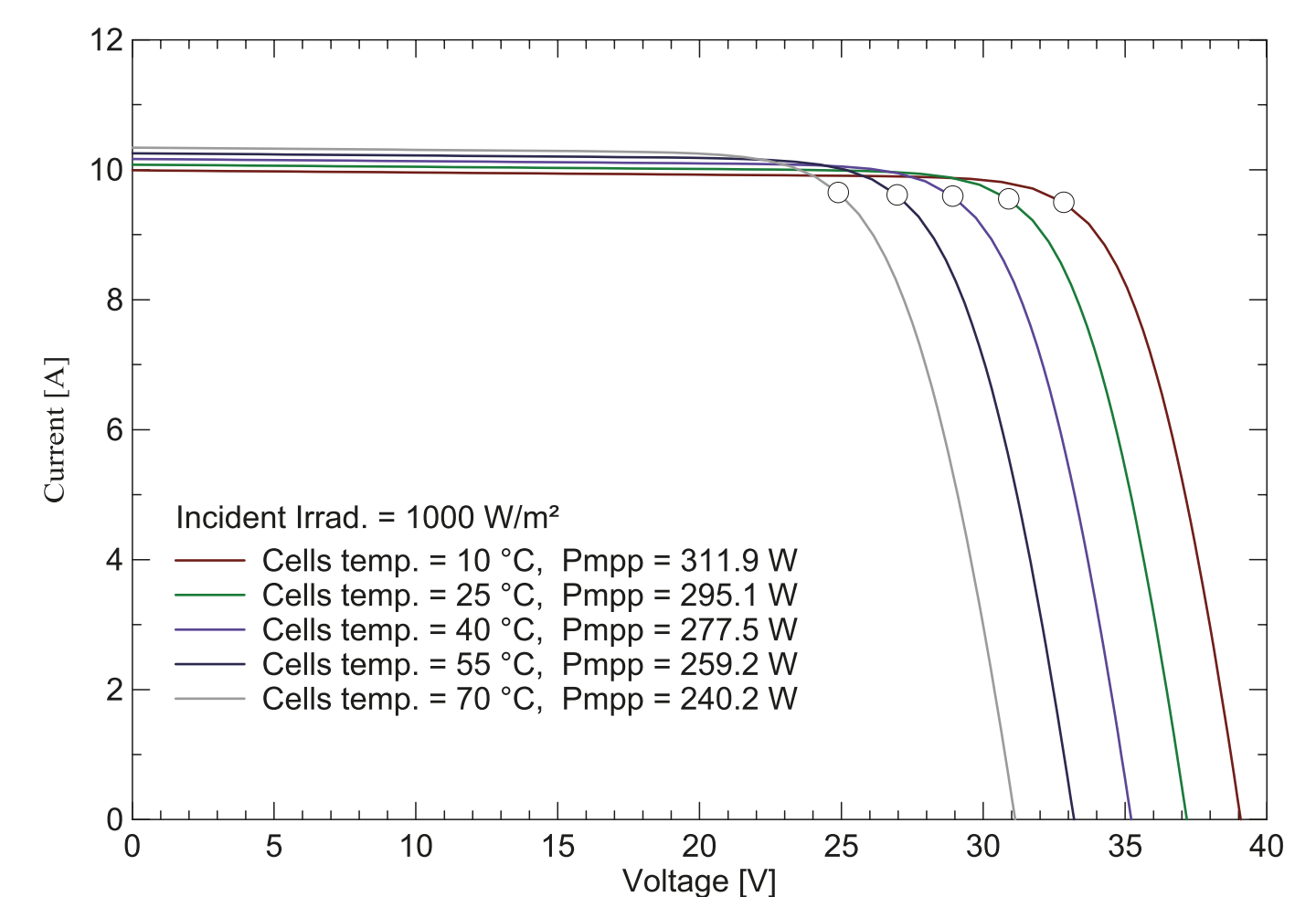
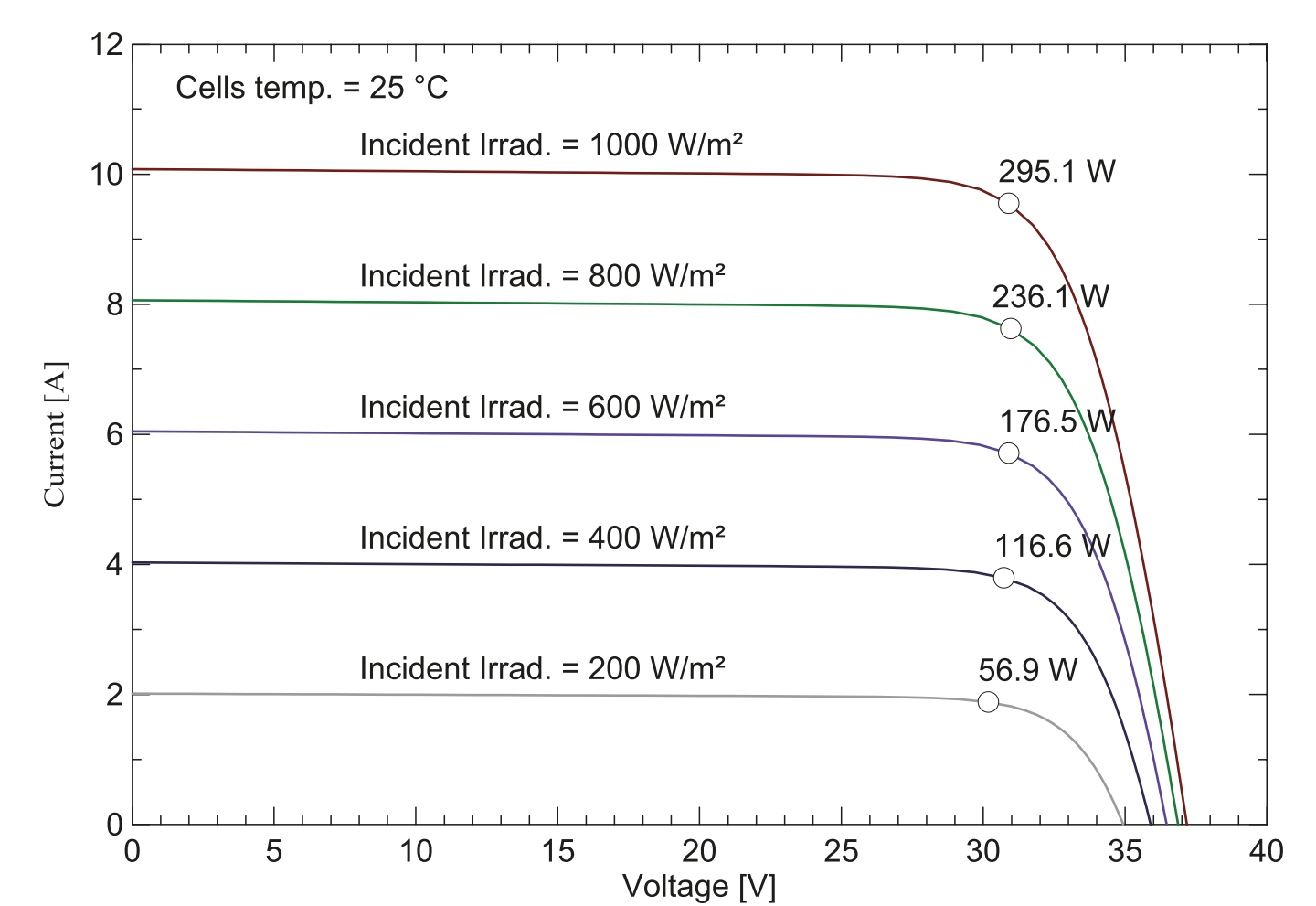
MAXIMUM RATINGS

Maximum System Voltage [V]	1000VDC
Limiting Reverse Current [A]	15
Maximum Surface Load Capacity [Pa]	Front 5400 / Back 2400
Temperature Range [°C]	-40 ~ +85
Withstanding Hail	Maximum diameter of 25 mm with impact speed of 23 m/s

DRAWINGS



I-V CURVE



CLAMPING ZONES

Long Side	0mm to 410mm from edge
Short Side	0mm to 248mm from edge

