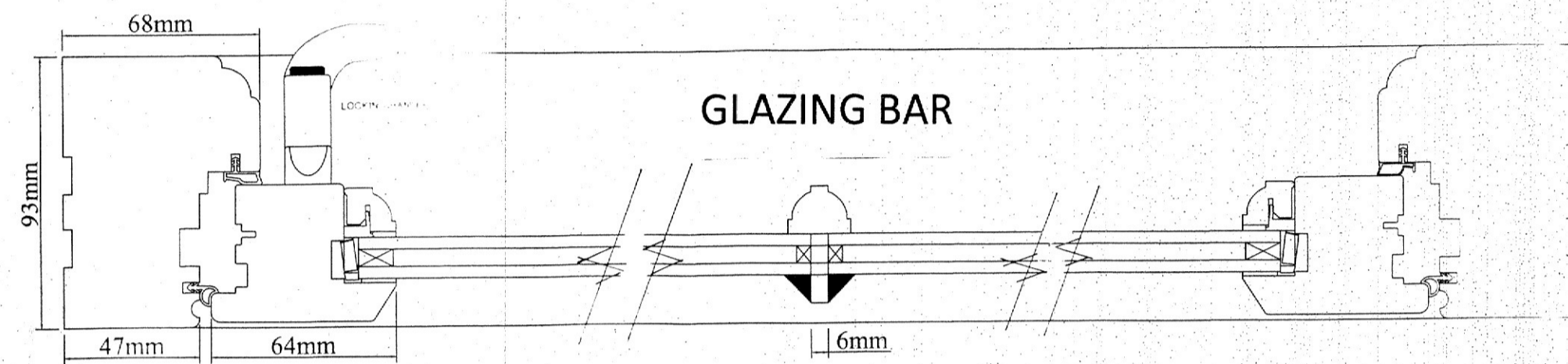


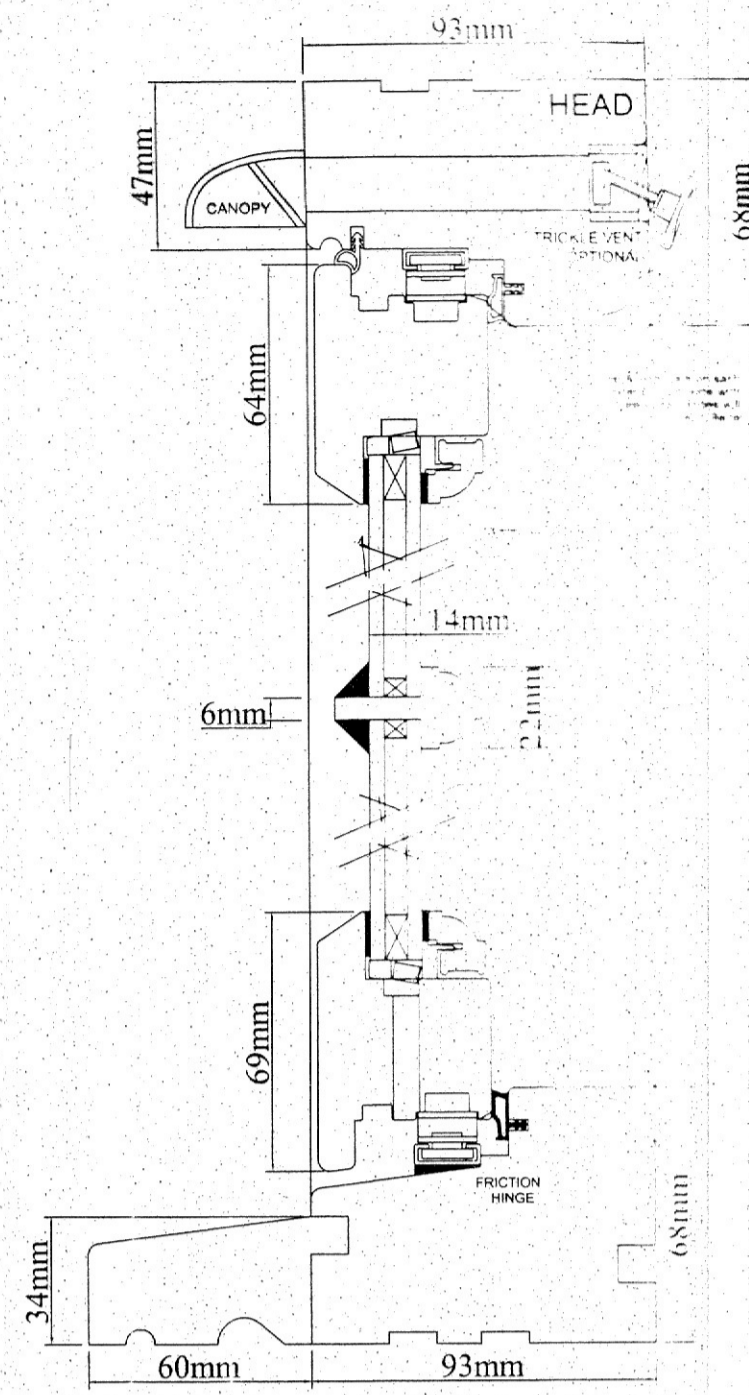
HORIZONTAL SECTION 1/2 @ A1

WINDOW 2 - TYPICAL DETAILS

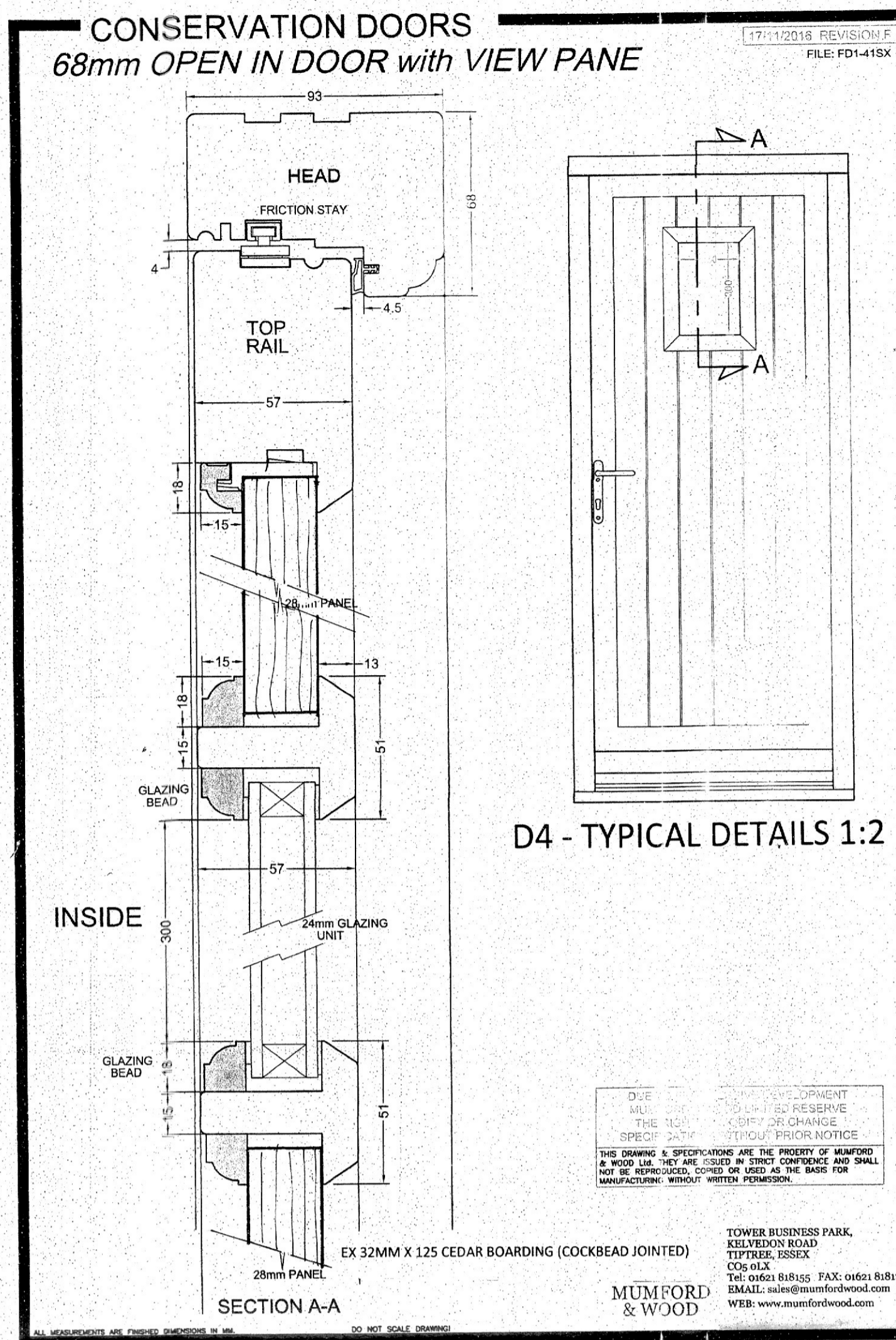
WHITE PAINTED SOFTWOOD/ 14MM GLAZING



HORIZONTAL SECTION 1/2 @ A1



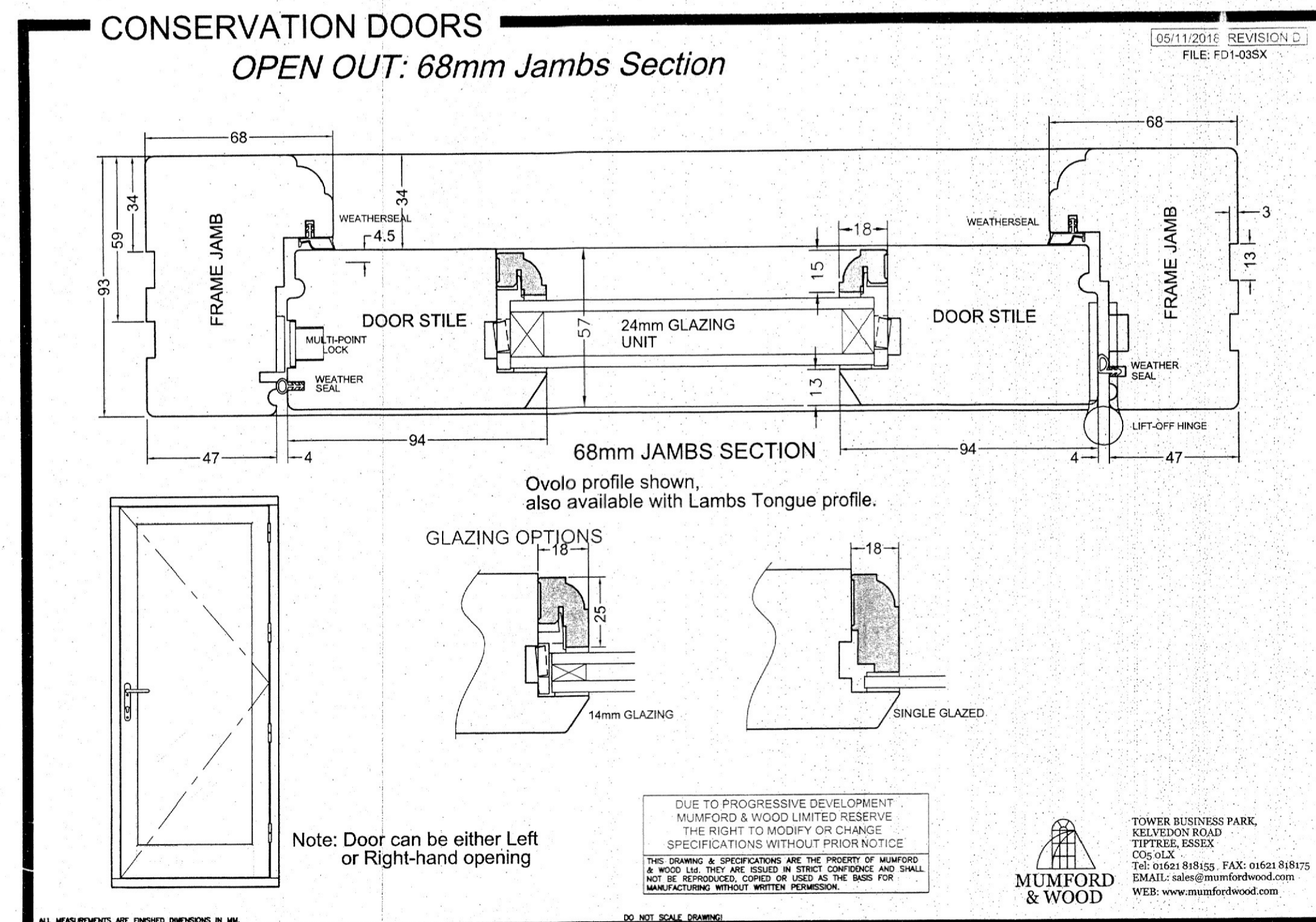
VERTICAL SECTION 1/2



D4 - TYPICAL DETAILS 1:2

THIS DRAWING IS THE PROPERTY OF MUMFORD & WOOD LTD. IT IS TO BE USED IN STRICT CONFIDENCE AND SHALL NOT BE REPRODUCED, COPIED OR USED AS THE BASIS FOR MANUFACTURING WITHOUT WRITTEN PERMISSION.

TOWER BUSINESS PARK, KELVEDON ROAD, TIPPERARY, CO. KILK. TEL: 05121 818755. FAX: 05121 818755. EMAIL: sales@mumfordwood.com. WEB: www.mumfordwood.com



Note: Door can be either Left or Right-hand opening

GLAZING OPTIONS  
14mm GLAZING  
SINGLE GLAZED

DUPLICATE DEVELOPMENT MUMFORD & WOOD LIMITED RESERVE THE RIGHT TO MODIFY OR CHANGE SPECIFICATIONS WITHOUT PRIOR NOTICE. THIS DRAWING IS THE PROPERTY OF MUMFORD & WOOD LTD. IT IS TO BE USED IN STRICT CONFIDENCE AND SHALL NOT BE REPRODUCED, COPIED OR USED AS THE BASIS FOR MANUFACTURING WITHOUT WRITTEN PERMISSION.

TOWER BUSINESS PARK, KELVEDON ROAD, TIPPERARY, CO. KILK. TEL: 05121 818755. FAX: 05121 818755. EMAIL: sales@mumfordwood.com. WEB: www.mumfordwood.com

**dean jay pearce**  
architectural design & planning ltd  
2 / 3 Milestone, Hall Street, Long Melford  
Sudbury, Suffolk, CO10 9HZ  
T: 01787-378797 E: dean.pearce@live.co.uk

**Project:**  
Proposed single-storey rear extension and alterations

**Site Address:**  
Walnut Tree Cottage, Sherbourne Street, Edwardstone, Suffolk, CO10 5PD

**Applicant:**  
**Mr S Douglas**

**Drawing title:**  
ADDITIONAL FENESTRATION DETAILS

<b>scale:</b> 1: 10, 1:2	<b>drg no:</b>	<b>rev:</b>
<b>date:</b> 01 / 2020		
<b>drawn:</b> djp		
<b>checked:</b>	<b>19/01/10/05</b>	

Do not scale this drawing. Use figured dimensions only. Contractor to set out all of the works prior to commencement and report any omissions / discrepancies immediately. Scales shown on this drawing are at A1 sheet size.

This drawing & information are Copyright. ©