



**SIGA**  
Natural Slate

SOURCE  
Ponferrada, Leon, Spain

COLOUR  
Blue Grey

TEXTURE  
Textured

THICKNESS  
6-7mm

SIZES AVAILABLE  
500 x 250mm, 600 x 300mm\*

\*Other sizes may be available to special order on request, please contact your SIGA representative to discuss your requirements.

## Classic Range | SIGA 56X

Product data sheet

### Description

A hard, heavy classic selection slate, primarily available in 600x300, SIGA 56X is a good low-cost choice for new build or refurbishment work. The slate has some safe cubic mineral inclusions, giving it a T1 rating, and complying with NHBC requirements, but will require more sorting and grading than Commercial SIGA slates.

### Testing

Samples of SIGA 56X have been tested in accordance with, and comply with the relevant sections of EN12326-1:2014. The latest declarations of conformity are available upon request.

### Representative Performance

Thermal cycling	T1
Exposure S0	S1
Water Absorption	W1 (<0,6%)

### Sorting and Holing

Natural slate should be handled with care. Before the slates are fitted they should be sorted and graded (and holed if necessary) as per BS 5534 and BS 8000. The factory selection of the slate used will have an impact on the amount of grading required.

The following processes should be followed to ensure best practice:

- Sort slates into different thicknesses (thick, medium and thin). Thicker slates should be laid at the eaves, thinner slates at the ridge.
- Any slate found to be twisted, bowed etc. should be set to one side and used for eave or top slates, or cut for half slates, valleys or chimneys.
- Roofing slate is always holed from the back, creating a countersunk area on the front, so that any water present near the hole does not have a direct route to the underside of the slate. It also provides a neat spalled area for the nail head to sit in.
- Pre-holed are supplied as standard in the UK. Unholed (blank) slates are also available to special order, and can give peace of mind on very low pitches when used with slate hooks.
- Load out the slates on the roof with the thickest slates in the lowest courses.

Meets the requirements of



Classic Range



SIGA warranties are backed by SIG Roofing, the UK's largest distributor of roofing materials. The performance of the slate is warranted for the stated period, subject to installation in accordance with prevailing British Standards and good roofing practice.

# Technical Specifications

## Fixing

Fixing SIGA 56X slates is straightforward for an experienced slater. They can be fixed by either traditional nailing, or by the modern hook system. Further fixing information is provided below – for a comprehensive guide, please refer to BS 5534. Most SIGA slates come preholed at a nominal 90mm headlap. By simply moving the location of the slate on a standard 50x25mm batten, these can be fixed to obtain headlaps between 72 and 116mm, allowing them to be used on a variety of pitches.

## Nail fixing:

Nails should be copper or aluminium to BS 1202. In corrosive or marine atmospheres copper nails are preferable and in severe conditions silicone bronze nails should be used.

The nail head diameter should be at least 10mm to comply with BS 5534 to minimise the risk of the nail head pulling through the slate. A 10mm head is only possible where the nail shank is 3mm diameter or greater.

## Hook fixing:

All natural slates can be fixed using slate hooks. The hook method offers considerable freedom in design and can save up to 25% on labour costs and eliminate breakages.

With the hook fixing system, the slates are secured at the tail, thus providing strong resistance to wind uplift. To comply with

BS 5534, hooks should be stainless steel, 18/10 or 316 (marine) grade, 2.7 mm gauge and at least 5 mm longer than the minimum lap required. Only "spike-end" or nail-in hooks are permissible under BS 5534.

Please refer to the SIGA brochure for more details regarding fixing, coverage, batten and holing gauges, headlaps and exposure.


## A guide to the European Standards EN12326-1:2014

- In September 2014 the European standard for roofing slates was updated. BS EN 12326-1:2014 Slate and Stone for Discontinuous Roofing and External Cladding. This standard replaces all previous standards throughout Europe including BS 680 and BS EN 12326-1:2004, the previous standards for roofing slates.
- The standard is established against a series of tests carried out on each product under controlled conditions.
- Any manufacturer claiming conformity with the product specification must carry out the tests relevant to their product and make the results available in a report.
- The report is officially called the ACD (Accompanying Commercial Document) and comprises two parts, both of which must be present for the ACD to be a complete report.
- Part 1 relates to the information about the manufacturer (producer), the slate source and the testing together with the test results.

- Part 2 explains the meaning of the tests and what is required for conformity to the standard.
- The new standards offer different levels of conformity for a given characteristic, (E.g. water absorption) with respect to the rock from which they are made. These relate to different durability acceptable in different countries.
- It is no longer acceptable to specify "Slates which conform to the relevant British Standard" or even slates which conform to BS EN 12326-1. These blanket specifications would allow slates to be supplied at the lowest conformity level within a standard and this could mean that the client receives a sub standard product.
- For detailed information on BS EN 12326, please see the SIGA Slate brochure or contact your SIGA slate representative.

## Design Life

SIGA slates should last the design life of the building and come exclusively from traceable quarries with a history of producing durable roofing slate. SIGA slates have been installed on homes, major projects and prestigious projects for many years. For the latest installations, please see our case studies page at [www.sigaslate.co.uk](http://www.sigaslate.co.uk)





SIG Roofing, Harding Way, St. Ives PE27 3YJ  
 Tel: 01480 466777 Fax: 01480 290133  
[www.sigaslate.co.uk](http://www.sigaslate.co.uk) [www.sigroofing.co.uk](http://www.sigroofing.co.uk)  
[info@sigaslate.co.uk](mailto:info@sigaslate.co.uk) [info@sigroofing.co.uk](mailto:info@sigroofing.co.uk)

## Recommended Headlaps Table

  Less than 56.5 l/m<sup>2</sup> per spell

Slate Size mm	Roof Pitch								
	20°	22.5°	25°	27.5°	30°	35°	40°	45° to 75°	85°
600 x 300			91	83	77	67	60	54	54
550 x 300		101	91	83	77	67	60	54	54
500 x 300	115	101	91	83	77	67	60	54	54
500 x 250			91	83	77	67	60	54	54
450 x 300					77	67	60	54	54
450 x 250					77	67	60	54	54
450 x 220					77	67	60	54	54
400 x 300					77	67	60	54	54
400 x 250					77	67	60	54	54
400 x 200					77	67	60	54	54
350 x 300					77	67	60	54	54
350 x 250					77	67	60	54	54
350 x 200					77	67	60	54	54
300 x 200					77	67	60	54	54
270 x 180						67	60	54	54

  56.5 l/m<sup>2</sup> or greater per spell

Slate Size mm	Roof Pitch								
	20°	22.5°	25°	27.5°	30°	35°	40°	45° to 75°	85°
600 x 300			**	**	98	86	76	69	69
550 x 300		128	116	106	98	86	76	69	69
500 x 300		128	116	106	98	86	76	69	69