





Notes/Key:

-  Site Boundary
-  Retained Landscaped Area
-  Retained Concrete Access
-  Soft Landscaping Area
To consist of low growing shrubs to include footpath access to bin storage and cycle storage

Rev.	Date	Revisions.
A	23.05.23	For Discussion

Client:
Job Title:
The Meade
Cow Shed Conversion

Drawing Title:
Proposed Landscaping

Scale: 1:500@A1 (Unless Stated)
Date: 23.05.23 Drawn By: CAS

Dwg. No: 2022/JRF	Rev: A
----------------------	-----------