





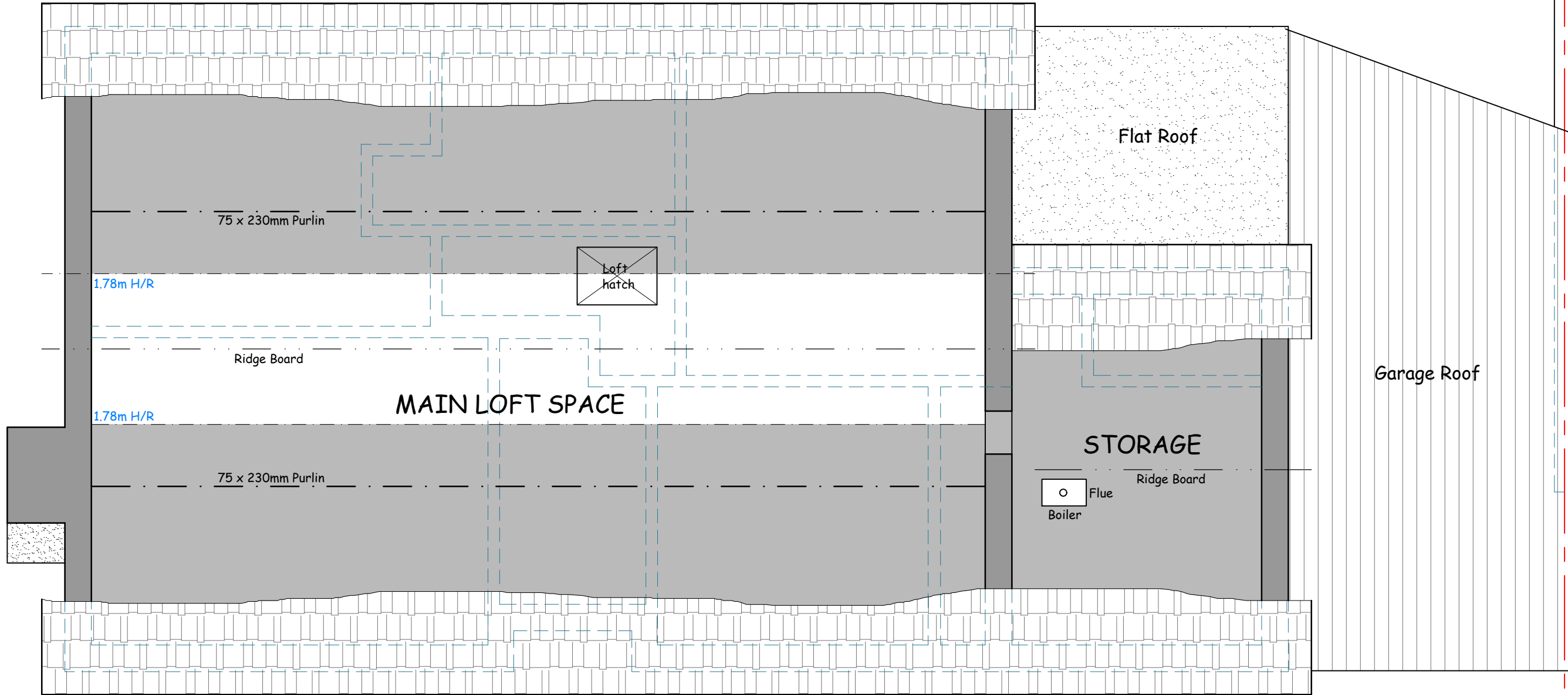
GENERAL NOTES

1. Do not scale off this drawing, work to figured dimensions in all cases.
2. All sizes shown on this drawing are in millimetres and should be checked on site.
3. Related Drawings: 418/IW/RKR-01 to 12 inc.

Legend:

-  Indicates Existing Masonry Walls
-  Indicates Existing Timber Walls
-  Indicates Existing Wall Below
-  Indicates Existing Support Beam

Shaded areas on this plan within roof space indicate sloping ceilings with less than 1.78m (5'10") headroom



Client: Mr & Mrs R Rose  
9 Church Rise, Holtby  
York YO19 5UE

Drawing Title: Existing Loft Space Plan  
Scale: 1:50 @ A3

Project: Single Storey Side Extension & Loft Conversion with Dormer Windows to Front & Rear, New Boundary Treatments and Widened Vehicle Crossing to Highway.

DRG No: 418/IW/RKR-02  
Date: May 2023

REV 1