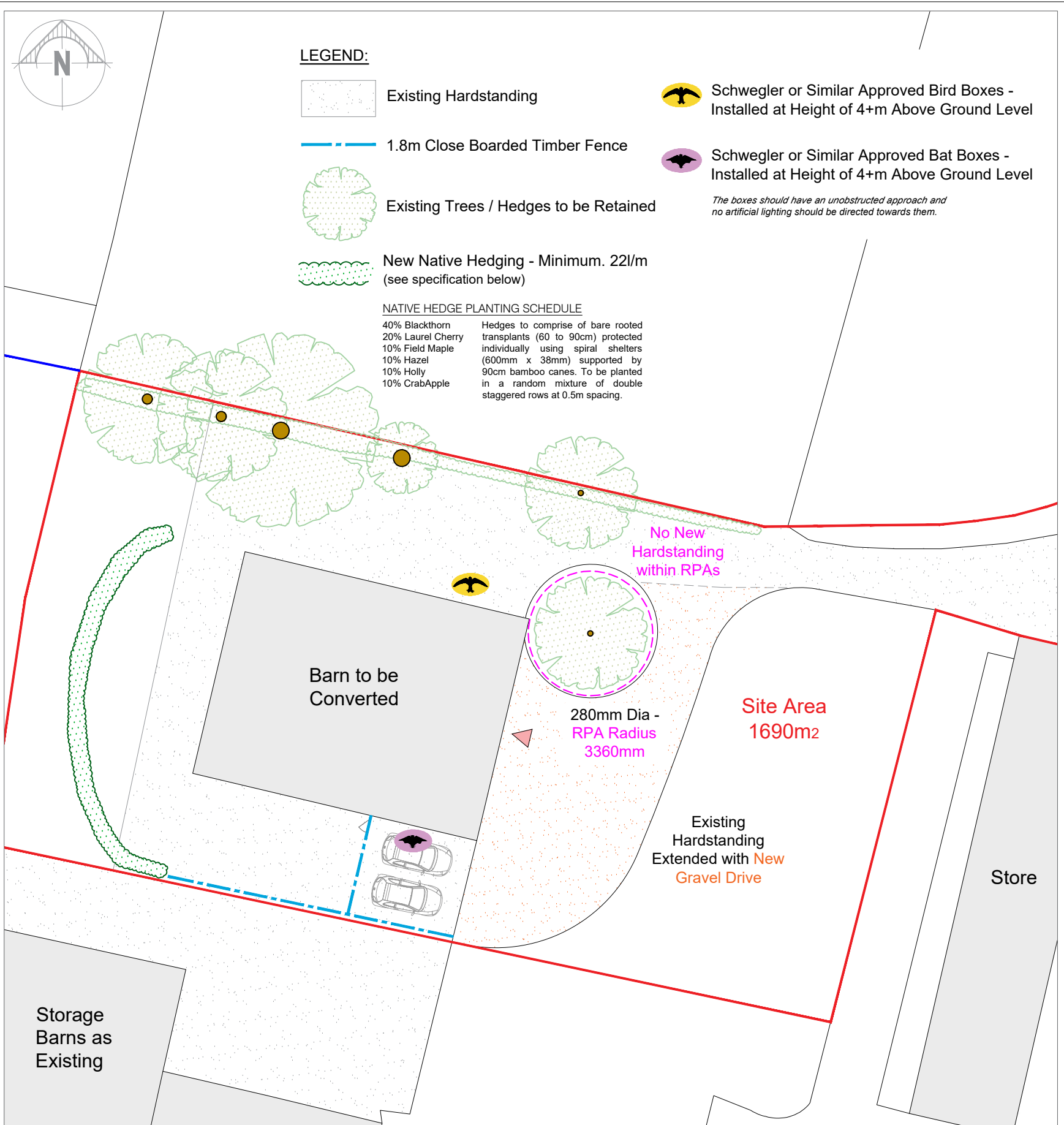








Existing Location Plan 1:2500



Proposed Site Plan 1:250

LEGEND:

-  Existing Hardstanding
-  1.8m Close Boarded Timber Fence
-  Existing Trees / Hedges to be Retained
-  New Native Hedging - Minimum. 22l/m (see specification below)

-  Schwegler or Similar Approved Bird Boxes - Installed at Height of 4+m Above Ground Level
 -  Schwegler or Similar Approved Bat Boxes - Installed at Height of 4+m Above Ground Level
- The boxes should have an unobstructed approach and no artificial lighting should be directed towards them.*

NATIVE HEDGE PLANTING SCHEDULE
 40% Blackthorn
 20% Laurel Cherry
 10% Field Maple
 10% Hazel
 10% Holly
 10% CrabApple

Hedges to comprise of bare rooted transplants (60 to 90cm) protected individually using spiral shelters (600mm x 38mm) supported by 90cm bamboo canes. To be planted in a random mixture of double staggered rows at 0.5m spacing.

Rev	Description	Name	Date
A	Existing Trees & Hedges Added.	CH	27.04.23
B	Proposed Hard & Soft Landscaping Added. Bird / Bat Boxes Added.	CH	28.06.23

Scale @ A3: as above
 Date: July 22'
 Drawing No: 1025-01

DO NOT SCALE: All figured dimensions to be checked on site and the Architect notified of any variation

This drawing is the copyright of KFD ARCHITECTURE and should not be Reproduced without Prior Consent

Drawn: LB	Checked:	Approved:	Project Title: Barn Conversion at Hillview Farm, Laxfield Rd, Fressingfield, Eye IP21 5PY
Scale @ A3: as above	Date: July 22'	Job No: 1025	For: Paul Carroll and Helen Melhuish
Drawing No: 1025-01	Rev: B	Drawing Title: Existing Location Plan and Proposed Site Plan	

KFD ARCHITECTURE
 Bellrope View, Rectory Road, Shelfanger, Digs, Norfolk, IP22 2DQ
 Tel: 01379 643945
 Fax: 01379 650655
 Email: info@kfd-architects.co.uk
COMPLETE ARCHITECTURAL SERVICES