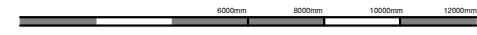


BELDAM HAW

Allotment Gardens

SCALE BAR 1 : 200

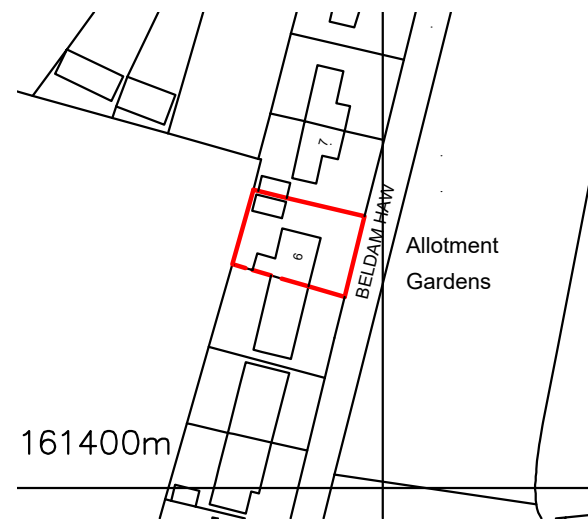


BLOCK PLAN SCALE 1 : 200




Allotment Gardens

SITE PLAN SCALE 1 : 500



LOCATION PLAN SCALE 1 : 1250



SCALE BAR 1:50 1000mm 2000mm 3000mm 2000mm 4000mm 6000mm		SCALE A/S	DRAWING NO. 82/1212/01	REV -	DATE 07/12/2022	DWG CG
SCALE BAR 1:100		SITE DIMENSIONS TO BE CHECKED ON SITE BEFORE SITE WORKS START				
DRAWING TITLE LOCATION, SITE AND BLOCK PLANS AS EXISTING		PAPER SIZE A3	PROJECT 6 BELDAM HAW HALSTEAD SEVENOAKS TN14 7DA		DESIGN-TECT email: mail@designtect.co.uk Ph 020 3623 4202	
		STATUS SUR/DWG				