

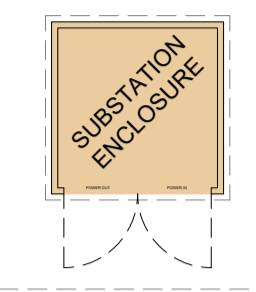
**DRAWING NOTES**


COPYRIGHT ©  
This drawing and the details herein are the copyright of MBH Design Studio Ltd. and must not be reproduced, altered or passed to any third party without prior written consent.

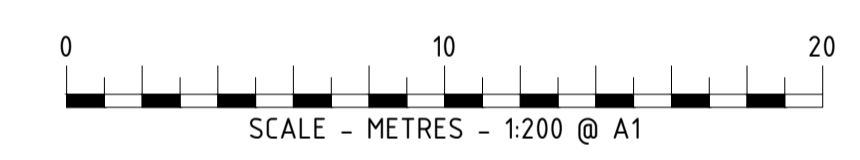
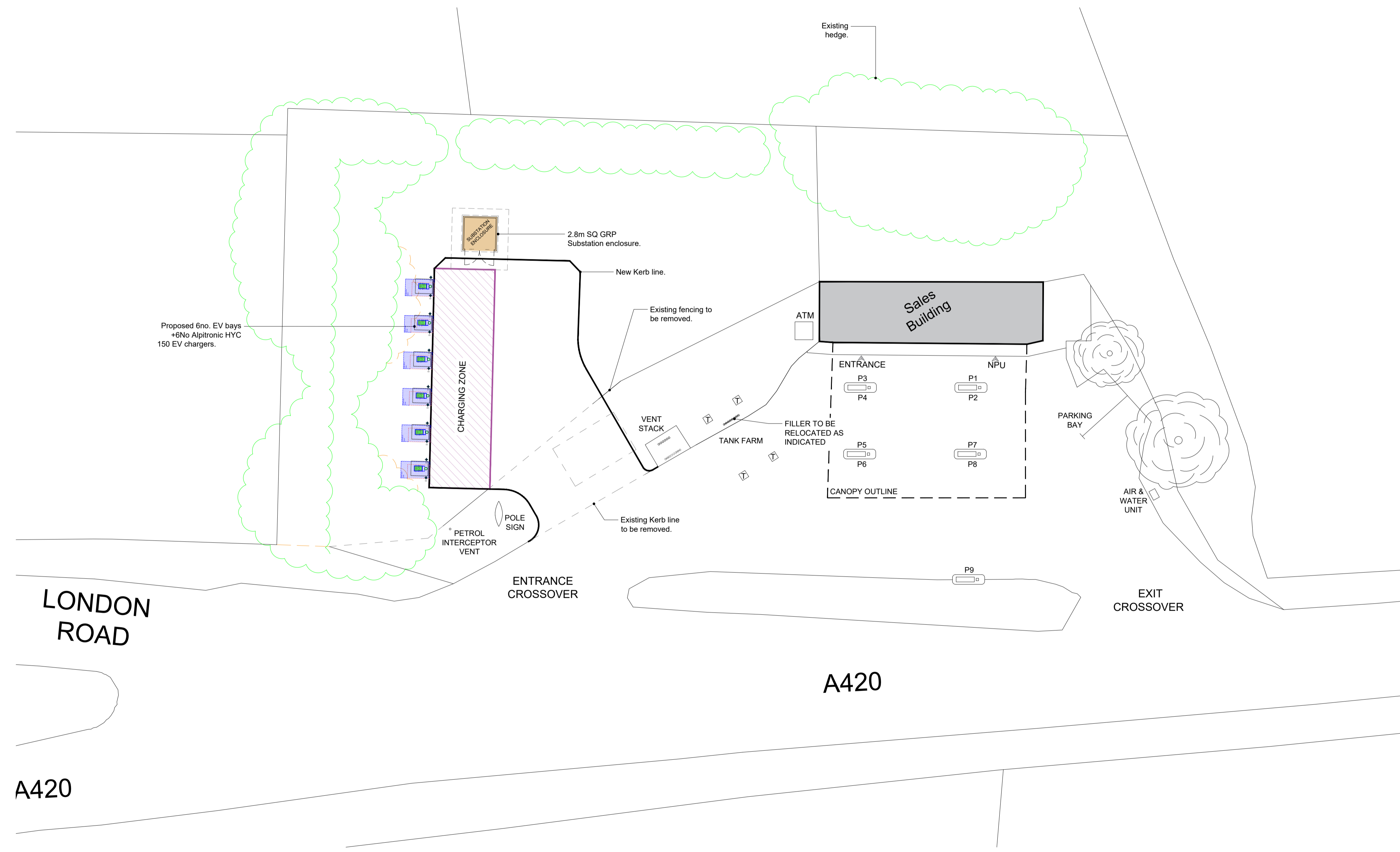
This drawing has been produced for the project listed below, is submitted in support of this application to the Local Planning Authority and is not intended for use by any other person or for any other purpose.

Every effort has been made to ensure the accuracy of these drawings, however MBH Design Studio Ltd. accept no responsibility for any discrepancies arising from the reuse of survey information and preliminary drawings commissioned by the Applicant from others.

**EV INFRASTRUCTURE**

 DENOTES DNO HV/LV SUBSTATION  
Typical GRP Enclosure 2.8m x 2.8m  
All to service provider standard details  
TO ICP DETAILS

 DENOTES CHARGING POST  
ALPITRONICS HYC 150



A	30.01.2023	Redesigned Ev Scheme	RRB/AM
REV	DATE	DESCRIPTION	DRAWN/CHECKED

**PLANNING**

  
MBH Design Studio Ltd.  
Rosemount House, Rosemount Avenue, West Byfleet, Surrey, KT14 6LB  
www.mbhstd.com t: 01932 352 727 f: 01932 351 545

CLIENT



PROJECT  
FS291 - WICK SERVICE STATION  
81 LONDON ROAD,  
WICK, BRISTOL,  
BS30 5SJ

DRAWING TITLE  
PROPOSED SITE LAYOUT

DRAWN BY	DATE	SCALE	PAPER SIZE
JP	09.09.2022	1:200	A1
CHECKED BY	DRAWING NUMBER	REV.	
PT	13664-P02-FS291	A	