

DEEP ROOTED IN QUALITY



Tower Business Park, Kelvedon Road, Tiptree, Essex, CO5 0LX
Tel: 01621 818155 Email: sales@mumfordwood.com
www.mumfordwood.com

Copyright © 2022 Mumford & Wood Limited.



**MUMFORD
& WOOD**

TIMBER WINDOWS & DOORS

EST. 1954



BRITAIN'S FINEST TIMBER WINDOWS & DOORS



“ Nowhere in the world
makes sash windows and
casement windows like the
UK, and Mumford & Wood
are class leaders ”



WELCOME TO MUMFORD & WOOD

Specified for landmark refurbishments, as well as commercial and residential developments, our design team has been instrumental in helping architects, developers and homeowners achieve the highest performance and quality for their properties.

One of Mumford & Wood's unique traits is that we focus on manufacturing our Timber Windows & Doors at our own UK factory, using only highly experienced designers and craftsmen. In addition, we focus on controlling the entire manufacturing process from initial design and build to completion, all in-house at our Essex factory. This ensures comprehensive quality control at every stage of production, so you can be assured that nothing will leave our factory until we all believe it is perfect.

Where traditional aesthetics meets cutting-edge technology.
To produce Britain's finest timber windows and doors.



COLOURS FOR EVERY OCCASION

Our products can be finished with a wide choice of colours. Most customers choose our sleek 'Signal White,' but we have over 40,000 bespoke colours to offer, so whatever colour scheme you choose, we are confident we can match it.

In addition, we can offer a 'dual finish' where different colours are desired internally and externally or a 'mixed finish' where frames are specified to be contrasting to sashes.

Whilst aesthetics are important. We also know that the finish is what makes your product last. Every product endures a rigorous finishing process using state of the art machinery before being completed by hand, using the most skilled operatives.

Numerous coats of industry recognised paint are spray applied, using a microporous finishing system, ensuring the timber is allowed to 'breathe,' so you know, whatever the weather, your product will look amazing for longer.



FOCUS ON THE FUTURE

As a Carbon Neutral Organisation, sustainability is fundamental to how we operate our business.

Our engineering technique allows us to leave all the wood that is not used in the country of origin where it is recycled at source. As a result, certificated timber used by Mumford & Wood is the most renewable, sustainable material in our industry. All Mumford & Wood products are manufactured using FSC certified timber and specified for Chain of Custody.

As a business that relies on natural resources, we have chosen to support a variety of tree planting schemes and recycling projects, contributing to the preservation of our environment and biodiversity.

BUILT TO LAST

When you buy windows from Mumford & Wood, you know that you are investing in a high-performance product that will look good for years to come.

By selecting premium grade materials and engineered timber, we can offer superior strength, stability and a knot-free finish. Engineered substrates will improve security, provide greater thermal performance, comfort and acoustics, and ensure that aesthetically it exceeds expectation.





CONSERVATION

Our Conservation range is ideal for any home regardless of age, size or style. We offer Box Sash, Spring Sash, Casement Windows, and our entire range of doors within this range.





CONSERVATION

BOX SASH

These windows offer authentic period styling and the latest window technology.

The product that built our reputation. Designed to directly retro-fit in place of original box sash windows in older properties, or to create a traditional appearance in new-builds.

These windows offer authentic period styling and the latest window technology, including double glazing for superb thermal and acoustic performance and three coats of spray applied, water based, micro-porous paint from the RAL Classic swatch or in a bespoke colour.





CONSERVATION

BOX SASH

A favourite with architects, planning authorities and preservation societies, the Conservation box sash features traditional weights, heavy-duty ball bearing pulley wheels and pre-stretched nylon cords that will not break or stretch.

The distinctive deep moulded internal profiles are available in a choice of either ovolo or lamb's tongue profiles with elegant glazing bars to match.

“ The architect told us, ‘If you want sash windows, then they have to come from Mumford & Wood, no one else can compare.’ ”



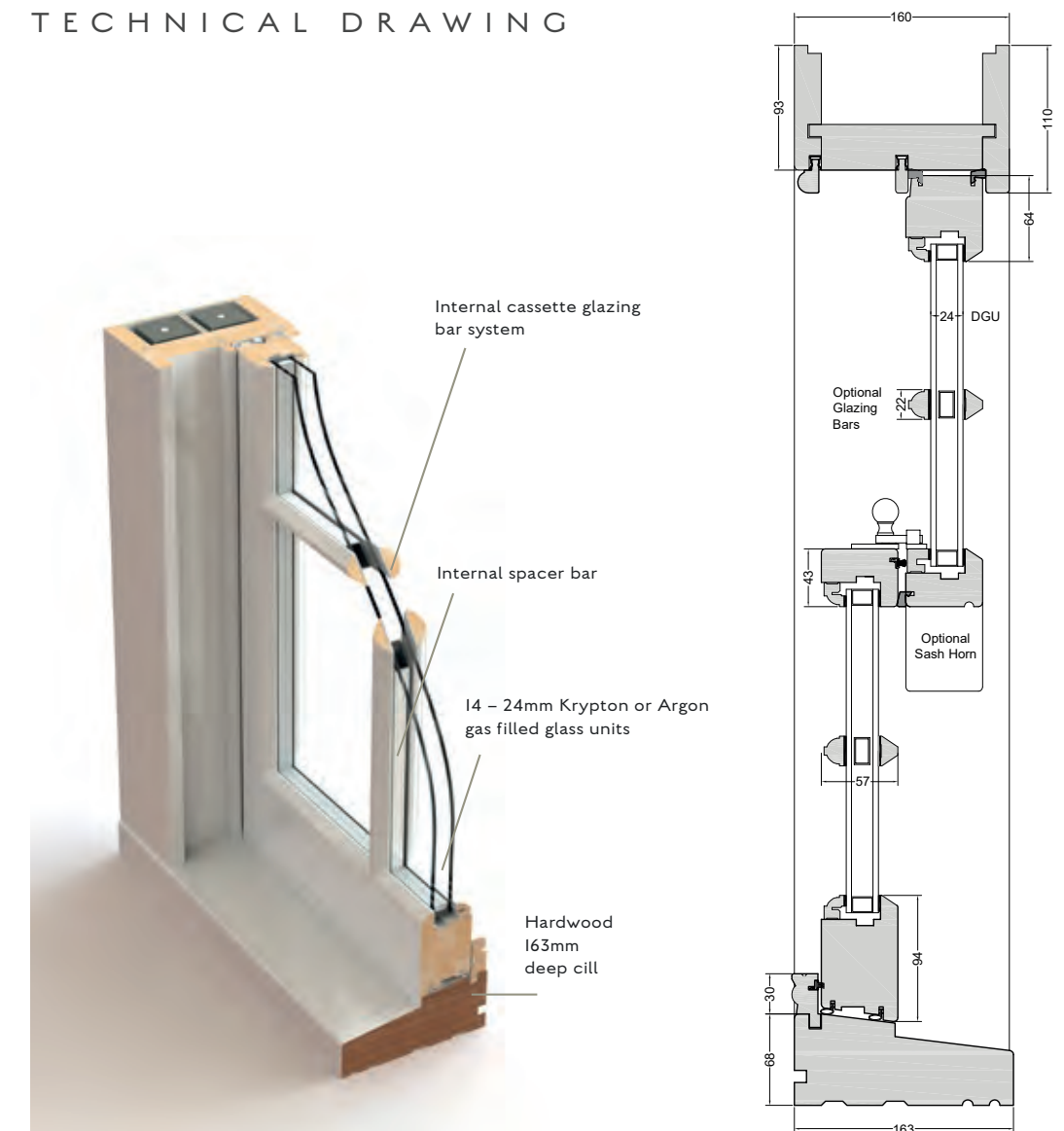


CONSERVATION

BOX SASH



TECHNICAL DRAWING



This is our highest specification range, designed to directly retro-fit in place of original box sash windows in older properties, or to create a traditional appearance in new-builds.





CONSERVATION

SPRING SASH

This high specification range brings the much loved sash window into the 21st Century.

Featuring concealed pre-tensioned spring balances, these double glazed windows offer classic period styling and a reduced frame compared to traditional weights and pulleys.

Double glazed to exceed required energy-efficiency standards, and finished with three coats of spray applied, water-based, micro-porous paint from the RAL Classic swatch or in a bespoke colour.





CONSERVATION

SPRING SASH

Conservation spring sash windows offer the perfect solution for new-build projects and buildings requiring a flush-reveal installation. These popular double glazed windows ensure ultimate standards of security, thermal and acoustic performance, which exceeds the requirements of current Building Regulations.

In conservation areas and in more modern buildings of traditional architectural style, we have designed a simple box cover to completely conceal the current spring balance which achieves an authentic period aesthetic. The quick-fit staff and parting bead can be easily removed for quick and efficient redecoration.

These specially adapted sash windows are hung on pre-tensioned springs and can have a tilt and slide bottom sash, which efficiently and conveniently tilts inwards into the room.

Externally the window coordinates with all products in the Conservation collection has slender meeting rails, fine glazing bars and traditional mouldings.

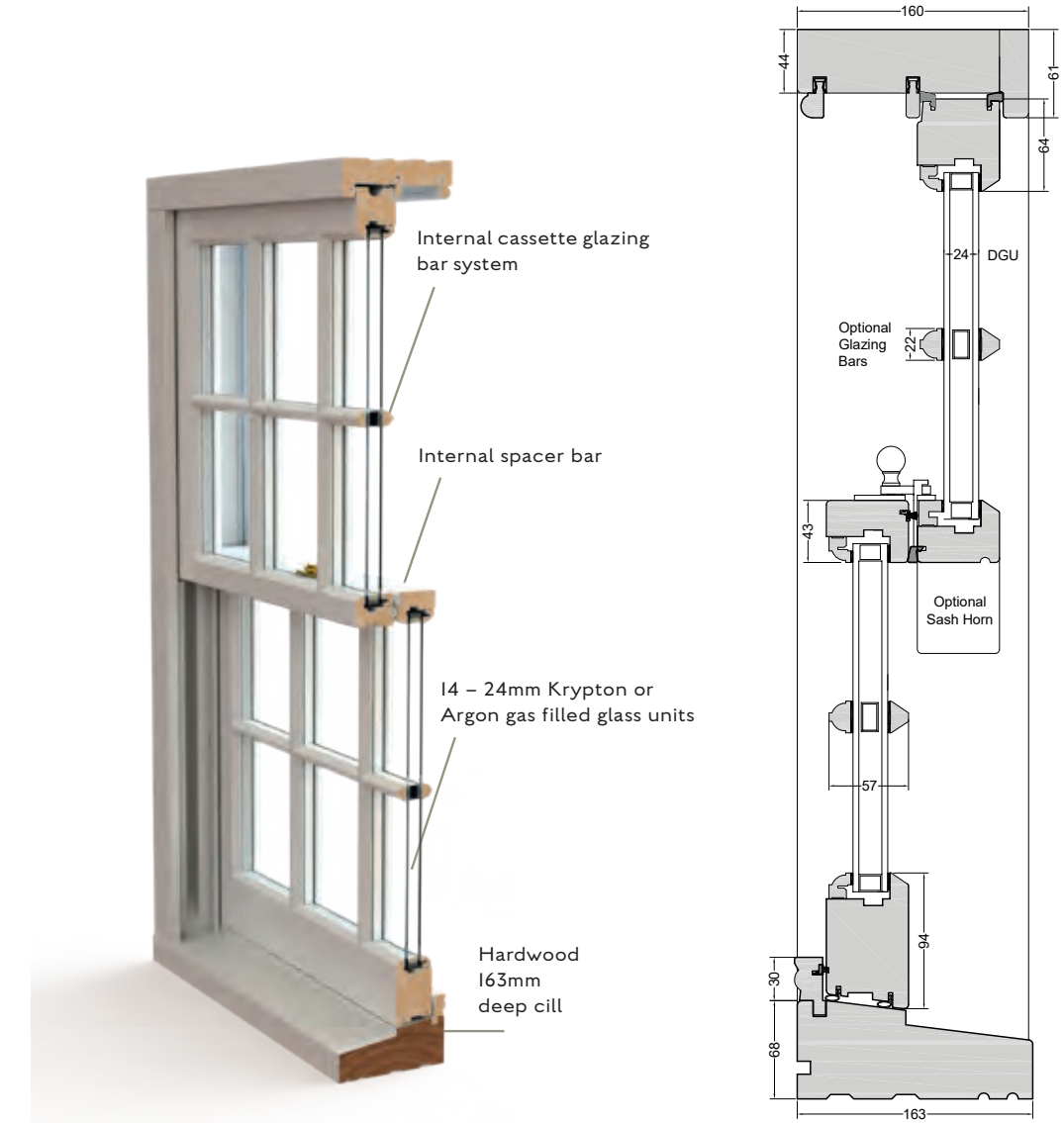




CONSERVATION
SPRING SASH



TECHNICAL DRAWING



Featuring pre-tensioned spring balances in place of traditional weights and pulleys, these double glazed windows offer classic period styling combined with the latest timber window technology and skilled craftsmanship.





CONSERVATION

CASEMENT

Ideal for period properties and new-build projects.

Our high-performance casement window range offers traditional sightlines that coordinate with all Conservation products. They feature a flush-line traditional appearance of the casement to frame.

Ideal for period properties and new-build projects, every window is made-to-order to your specific design. We will design and manufacture based on your size, number of panes, glazing bars, profile style and opening method.

Finished with three coats of spray applied, water-based, micro-porous paint from the RAL Classic swatch or in a bespoke colour.





CONSERVATION

CASEMENT

Our established double glazed Conservation casement range offers excellent performance ratings that exceed the requirements of current Building Regulations. This range offers a choice of frame profiles and glazing bars, along with a variety of double glass unit depths and specifications to ensure that your aesthetic, thermal and acoustic requirements are achieved.

“ We explored a number of options for the windows, including looking at some local companies as well as considering a plastic alternative, but ultimately, we preferred the Mumford & Wood products.”

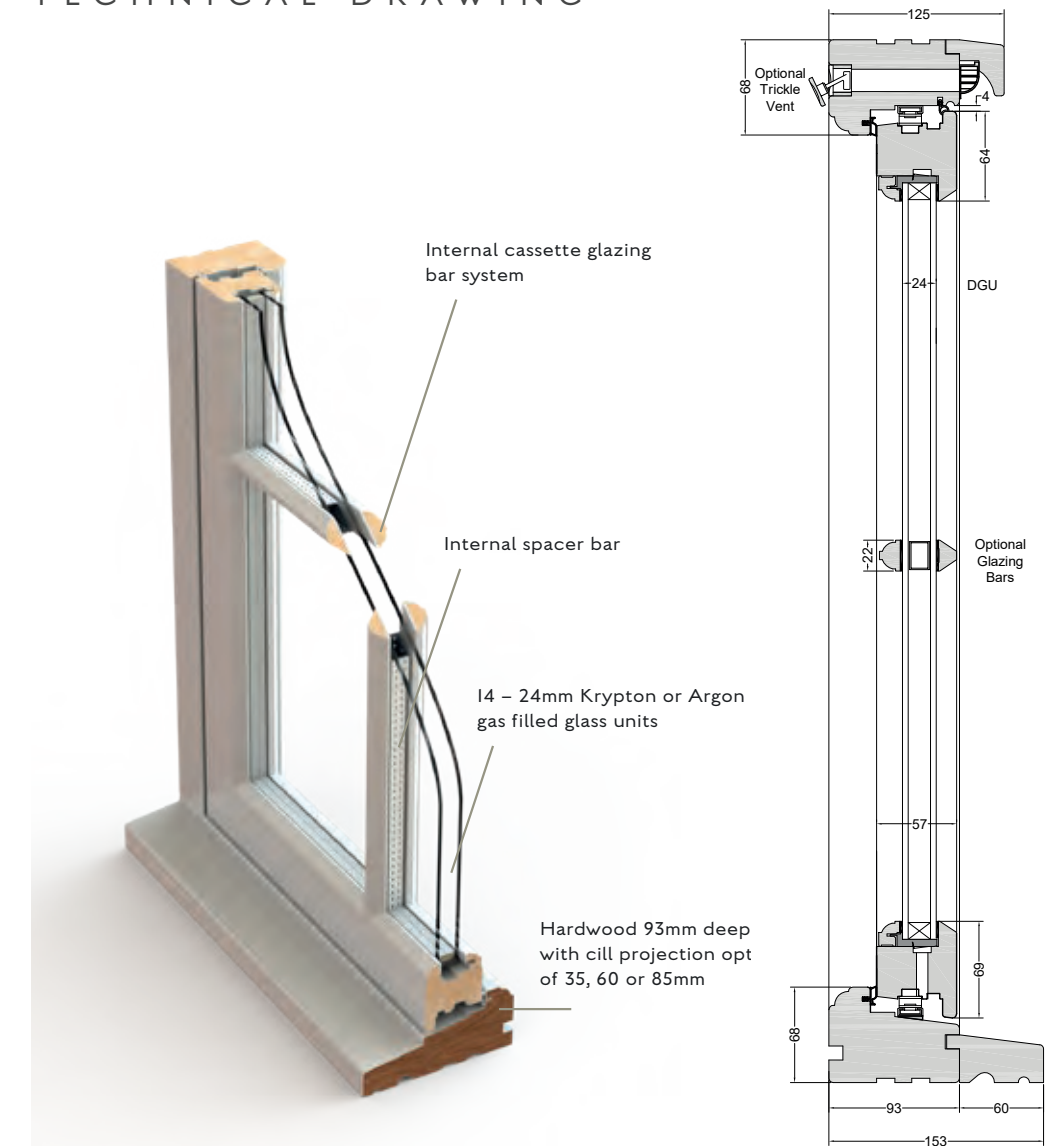




CONSERVATION
CASEMENT



TECHNICAL DRAWING



A high performance casement window range offering traditional sightlines that coordinate with the full Conservation suite of products have a flush-line traditional appearance of casement to frame.





CLASSIC

Our Classic Range of sash windows, casement windows and doors are designed specifically to satisfy the requirements of more stringent planning areas, ideal for conservation areas and listed buildings. This range includes Box Sash and Casement Windows, French, Single and Balcony doors.





CLASSIC

RANGE

The perfect choice for period property upgrade and replacement.

Our Classic Range of sash windows, casement windows and doors are designed specifically to satisfy the requirements of more stringent planning areas.

Combining traditional appearance with the features of modern manufacturing techniques using slim, elegant double glazed panes, the Classic Range is the perfect choice for period property upgrade and replacement.





CLASSIC

RANGE

These made-to-order slim double glazed products are available with a choice of profiles and feature individual 14mm slim profile units with true bars and a traditional external putty faced finish.

Toughened glass is provided as standard, however, the opportunity to achieve the natural appearance of hand-blown glass with reduced reflection is possible with the option to choose either Victorian sheet or Crown glass.

“8 years later and I still love the sash windows, they are just as good now as they were from day 1.”



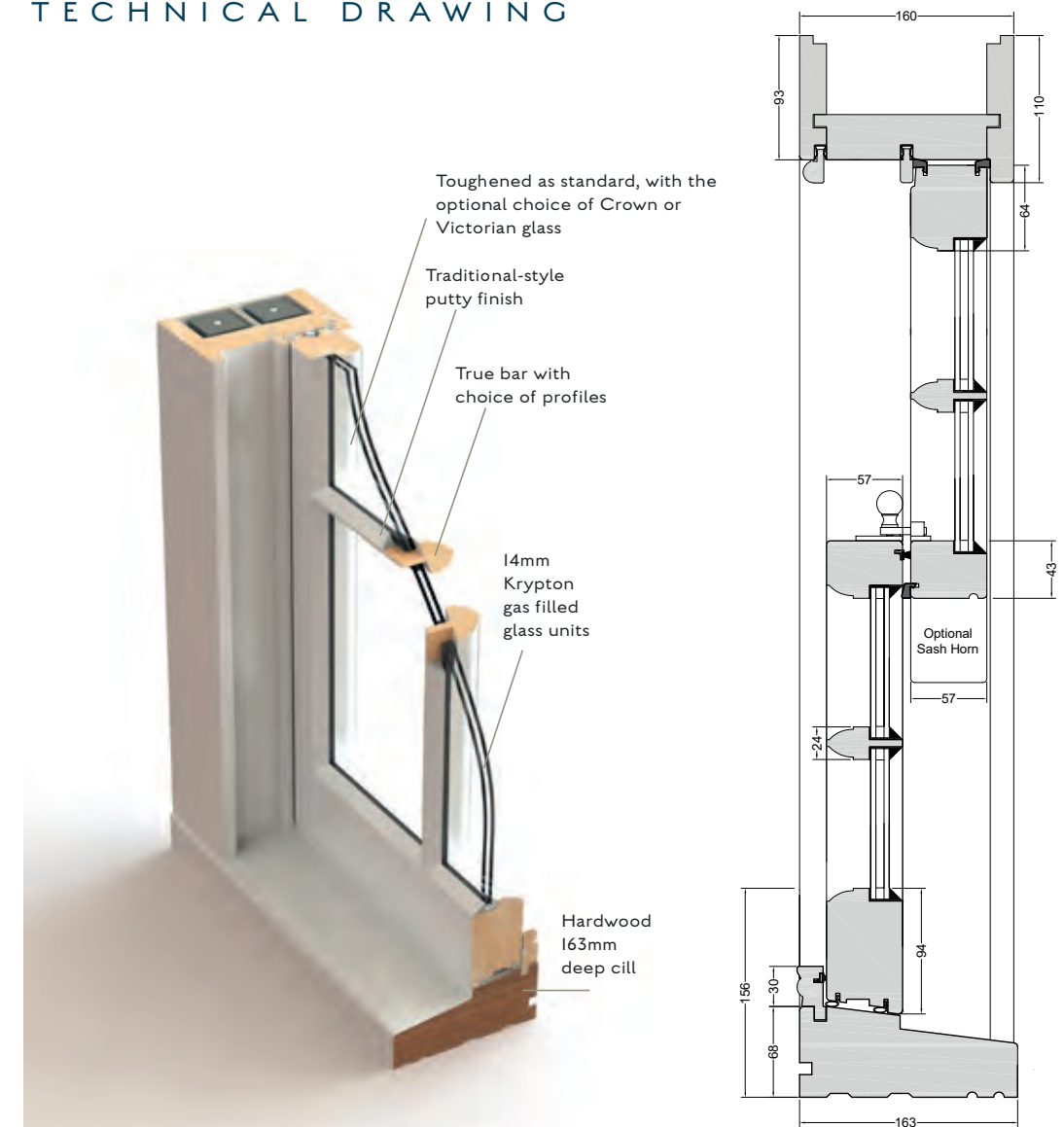


CLASSIC

RANGE



TECHNICAL DRAWING



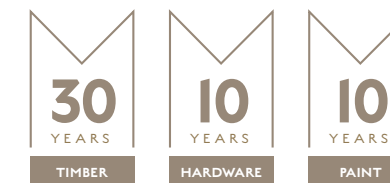
This range offers a traditional appearance with the features of modern manufacturing techniques using slim, elegant double-glazed panes.





HERITAGE

This range is ideal for Listed buildings and includes Box Sash and Casement Windows and French, Single and Balcony Doors





HERITAGE

RANGE

Particularly suited for listed buildings and stringent planning requirements.

Our fully coordinated Heritage range of authentic period windows and doors are designed to replicate and replace original single glazed windows, and are particularly suited for listed buildings and stringent planning requirements.

Manufactured as single glazed frames with hand-faced external putty and true bars, just as the originals would have been, Heritage windows and doors feature 4mm toughened glass or a choice of heritage-style glass to give a more authentic, uneven finish.





HERITAGE

RANGE

Each window is bespoke in size and pattern, with a profile preference of Georgian, Gothic, Victorian or Queen Anne Ovolo, to replicate the originals.

The natural choice for listed properties* where there is no requirement to meet current Building Regulations.

*Subject to planning approval.

“ We highly recommend using Mumford & Wood, they have always been on hand at every stage, including aftercare and we are delighted with the products.”



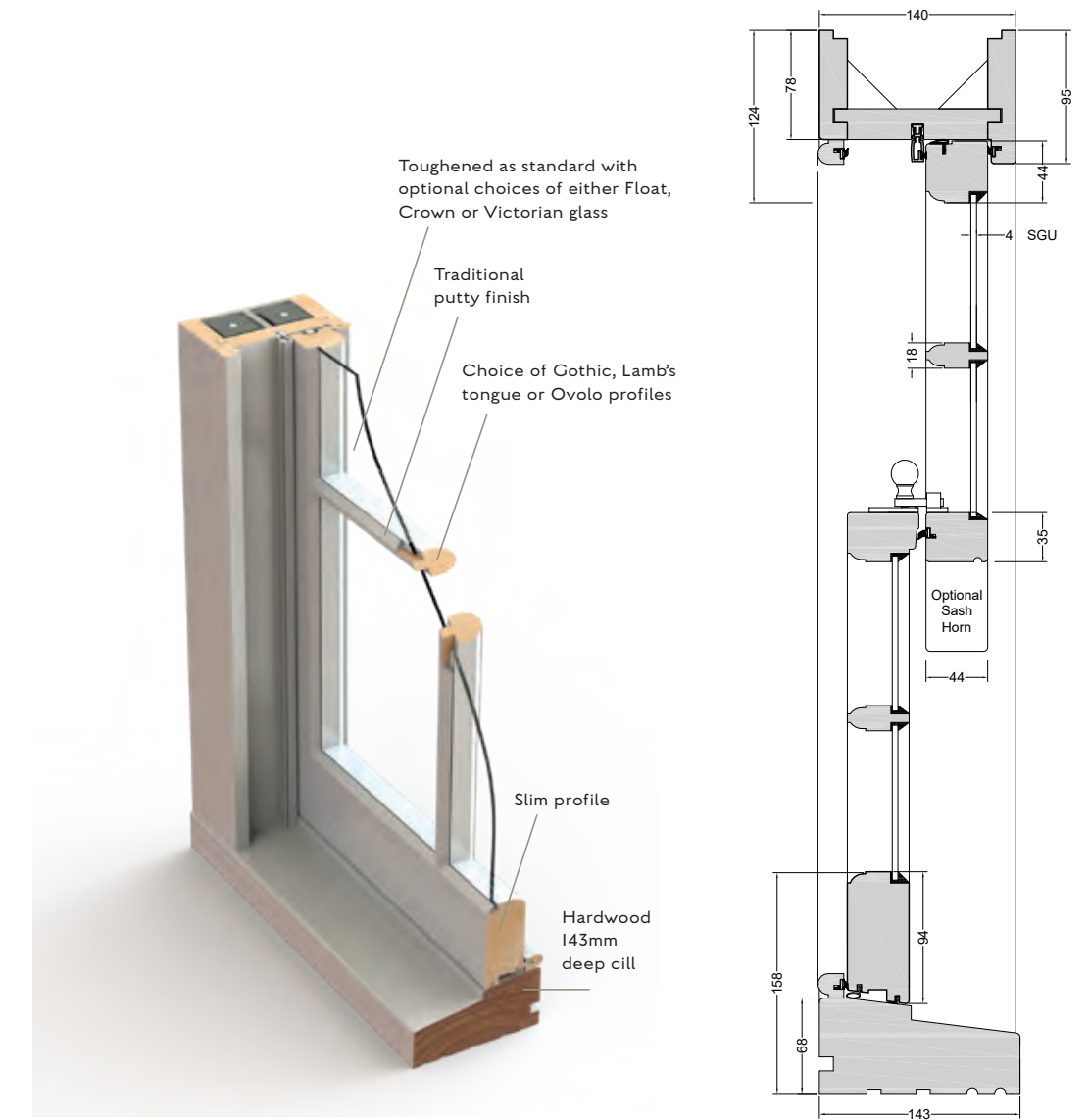


HERITAGE

RANGE



TECHNICAL DRAWING





DOORS

Our timber doors include french, single, balcony, bi-fold and entrance doors, spanning our Conservation, Classic and Heritage ranges, to suit homes of any type.

30 YEARS	10 YEARS	10 YEARS	10 YEARS	5 YEARS
TIMBER	HARDWARE	GLAZING	PAINT	STAIN



DOORS

FRENCH

BALCONY

BI-FOLD



CONSERVATION

Like all our Conservation range, French Doors and Single Doors can be tailored to suit your design requirements using our various glazing bar and moulding options and our many traditional panel styles.

Open up to the outside with our timber Bifold Doors. Using a high-quality top hung system, our Bifold Doors open out to maximise the space inside the room. Suited to match all other timber double glazed doors within the Conservation range, Mumford & Wood Bifold Doors are equipped with multipoint locking systems. In addition, they can be tailored to suit your design requirements using the various glazing bar and moulding options along with many traditional panel styles.

CLASSIC

Our traditionally styled timber French Doors and Single Doors in the Classic range provide high-security performance and are equipped with multi-point locking systems. As part of the Classic collection, these elegant timber door sets feature individual 14mm slim profile units with true bars, and an external putty faced finish, offering truly authentic period aesthetics.

HERITAGE

Our Heritage French Doors and Single Doors are designed to replace original period Doors found in listed buildings and in sensitive conservation areas where double glazed products are not appropriate and where full compliance with modern Building Regulations is not required. The Heritage French Doors and Single Doors are single glazed traditionally, using putty and true glazing bars, which are available in various glazing bar sizes and profiles, including Georgian, Gothic, Victorian, or Queen Anne Ovolo.



DOORS

FRENCH

BALCONY

BI-FOLD





DOORS

FRENCH

BALCONY

BI-FOLD

“ We can always trust the quality of Mumford & Wood and when doing something on this scale, you need to know that the products will work and perform.”





DOORS

FRENCH

BALCONY

BI-FOLD

“ The quality of the product is outstanding and their customer service is first class. A visit to the factory shows this is a long established, quality company with expert craftspeople. ”





DOORS

ENTRANCE

CONSERVATION

Our timber Entrance Doors are classically styled with wide timber sections creating the appearance and feel of traditional grand entrance doors while being fully equipped with integrated high security locking systems.

Our Conservation Entrance Door is available in a wide range of styles and finishes with numerous glazing and panel options. So, whether you are looking for a traditional Six-panel Georgian front door, a grand Victorian front door, a stained planked cottage front door, or a contemporary wooden front door, we can tailor to suit your taste.

A variety of knockers, knobs and letter plates are on offer to compliment the design of our wooden front doors.

“ For timber doors and windows, Mumford and Wood are in a league of their own.”





I N S T A L L A T I O N

We understand managing multiple contractors can be time-consuming for homeowners, so as well as designing, manufacturing, and delivering your products, Mumford and Wood can also offer an installation service for all windows and doors.

Installations are managed by our highly skilled craftsmen, who are some of the most experienced in the industry. You will also receive regular site visits from an installation manager throughout the project, with a team always on hand to answer any questions you may have.

All the above is completed with an installation warranty, offering peace of mind.



“We have been really impressed with Mumford & Wood and love the helpful, customer focussed approach that they adopted the entire way through the process.”