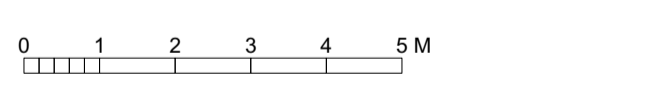
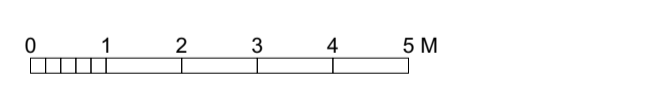


1 Ground Floor Plan as Existing
EX-01 Scale: 1:100



2 First Floor Plan as Existing
EX-01 Scale: 1:100



- Key**
- Site boundary
- Existing Notes**
1. Entrance hall
 2. Kitchen
 3. Living
 4. Music barn
 5. Spare room
 6. Bathroom
 7. Bedroom
 8. Link
 9. Store
 10. Grass path (site access)
 11. Hard landscaping
 12. Dilapidated base of historic windmill
 13. Red brick and blackened timber 'artist workshop' barn, with a slate roof
 14. Sloped grass landscape

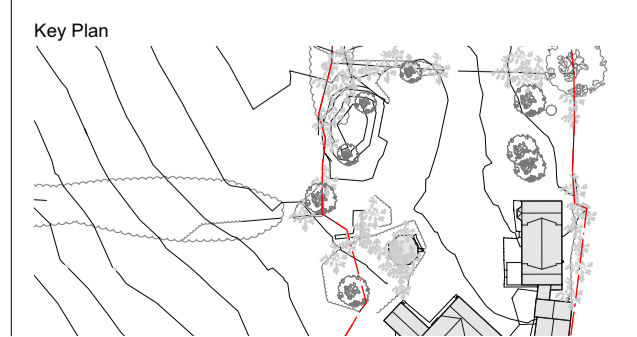
Notes

Use figured dimensions only. Do not scale from this drawing. Issued for purpose indicated only. All dimensions to be checked on site. Architect to be notified of any discrepancies before construction commences. Structural and services information is indicative only - refer to consultants' drawings and specification for details and setting out. All work and materials to be in accordance with current applicable statutory legislation and to comply with all relevant codes of practice and British and European standards. Information contained within this drawing is the sole copyright of IF_DO (IF Design Office Ltd) and not to be reproduced without expressed wishes.

Revisions

Rev	Date	Description
1	27/07/23	Issue for Planning

Consultants



Client

David Nicholson & Ruth Hawkins

Project

Mill House

Drawing Status	Drawn	Checked	Revision
PL	JW	AS	-

Project No.	Date	Scale @ A1	Scale @ A3
2206	25/07/23	1:100	1:200

Drawing Title

Ground and First Floor Plans as Existing

Drawing Number

2206-EX-01

IF_DO

J311, The Biscuit Factory, Drummond Road, London, SE16 4DU
+44 (0)203 645 6789
info@ifdo.co
www.ifdo.co