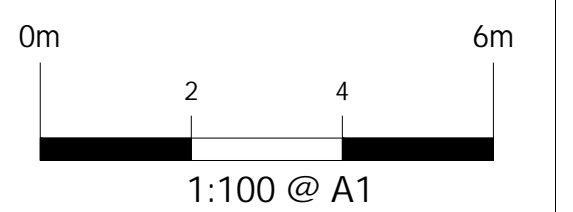
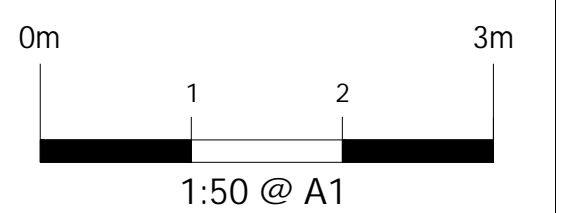
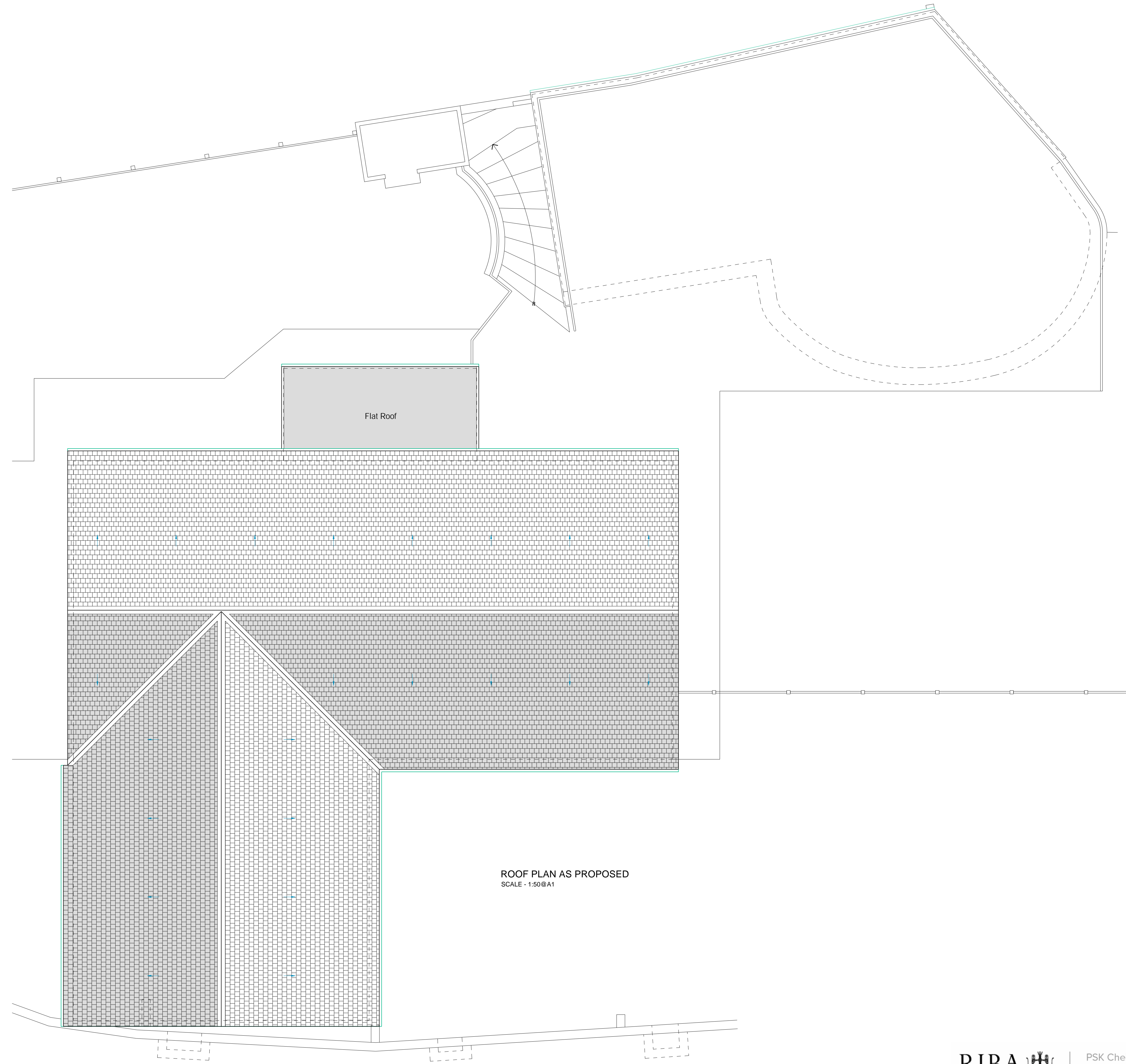


This drawing is copyright and should not be reproduced without permission. Do not scale from drawing for construction. If in doubt contact main contractor before proceeding. The contractor is responsible for checking all information before any orders are placed or construction commences. All drawings to be read in conjunction with Structural Engineers' report, which takes precedence over all other specifications. Main contractor responsible for site safety.



- Key:**
- Existing structures
  - Demolished
  - New structures
  - Approx. Boundary line
  - G / RG - Gully / Roadable gully
  - SP / SVP - Soil pipe / Soil vent pipe
  - IC - Inspection chamber
  - RWP - Rain water pipe
  - R / TR - Radiator / Towel rail
  - ± 500 - 5000 - Approx. levels



ROOF PLAN AS PROPOSED  
SCALE - 1:50 @ A1

A	12/07/23	Client Revision
	00/00/00	First issue

Rev.	Date	Revisions
------	------	-----------

**PSK**  
architect  
*Your Home Extension Specialists*  
PSK Cheltenham Ltd  
41 Bath Road  
Cheltenham  
GL53 7HQ  
Tel. 01242 304477

TITLE  
Mr. [REDACTED] Bodenham  
Picardy  
Cranham  
Gloucester  
GL4 8HZ

DESCRIPTION  
  
Two Storey Extension  
  
Plans as Proposed

DATE	12. 07. 23	SCALE	As noted @ A1
DRAWN	ED	CHECKED	PSK

A1326P-717-08A



PSK Cheltenham Ltd is a chartered practice registered with RIBA.