

5 Stables South West Elevation
1 : 50



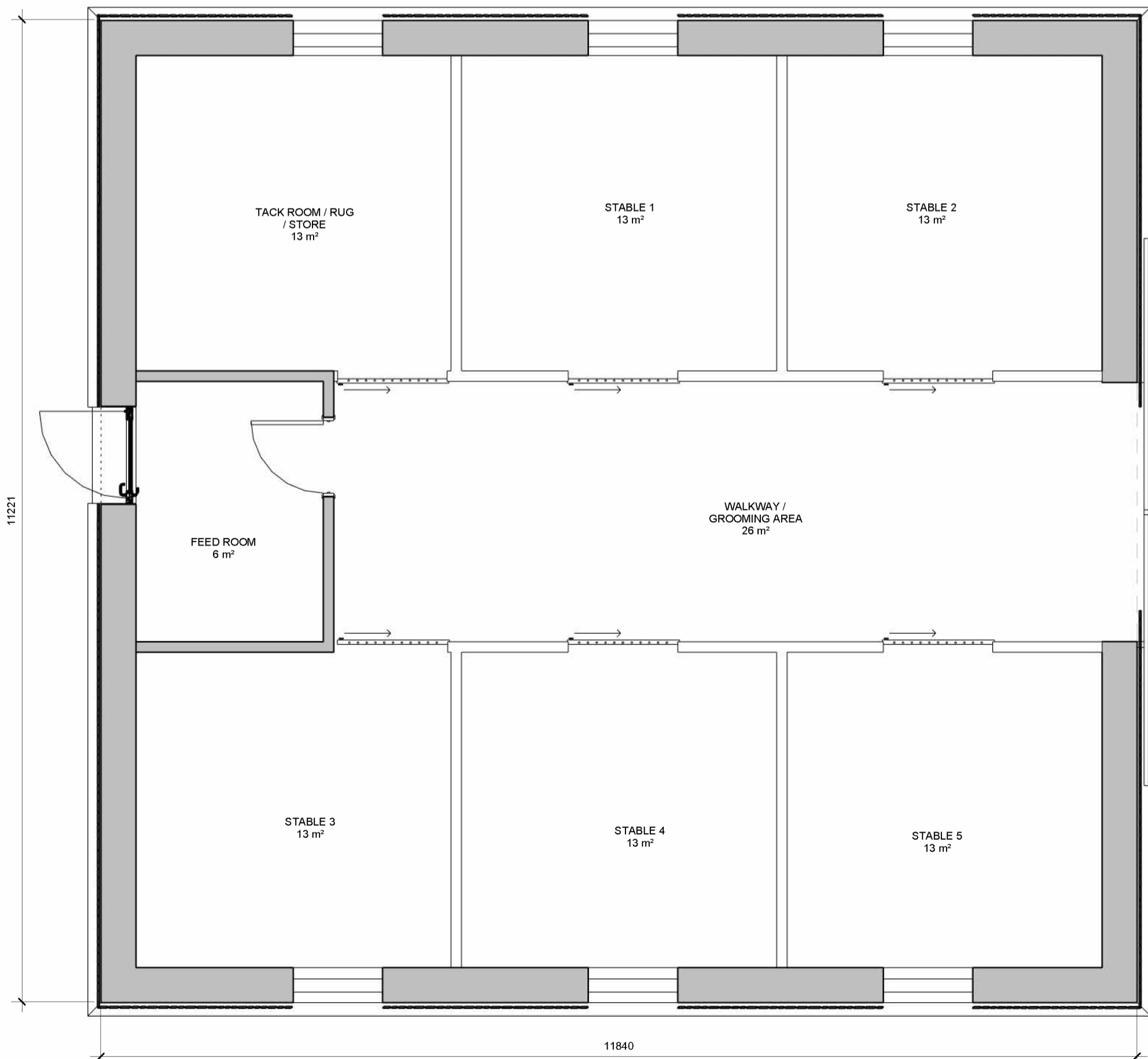
6 Stables North East Elevation
1 : 50




3 Stables North West Elevation
1 : 50



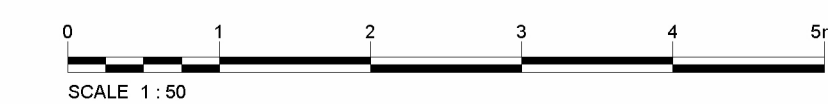
4 Stables South East Elevation
1 : 50



1 Proposed Stables GF
1 : 50




2 Proposed - Roof Plan Stables
1 : 50



Notes

All dimensions are to be checked prior to construction and any discrepancies are to be identified to the architect. Once printed and distributed, this document is assumed uncontrolled

Copyright reserved.



P4	HC	Planning Issue	04/05/23
P3	HC	Draft for Review	12/02/23
P2	HC	Draft for Client Review	08/12/22
P1	HC	Stables Design	01/12/22
Rev	By	Description	Date

Status Status

Developed Design

Client
Phil Waterworth


Project
Chisnall Farm
Crow Lane,
Dalton,
Lancashire, WN8 7RY

Title
**Proposed - Stables Floor
Plans and Elevations**
Scale (@ A1) Date Drawn Rev
As indicated 04/05/23 Author P4

PATRICK WILSON | ARCHITECTS

Web: www.pw-a.com
Email: contact@pw-a.com
Insta: pw_architect

RIBA: 20024516
ARB: 083053D



Drawing Number
CNF-PWA-VV-XX-DR-A-(GA)-0204