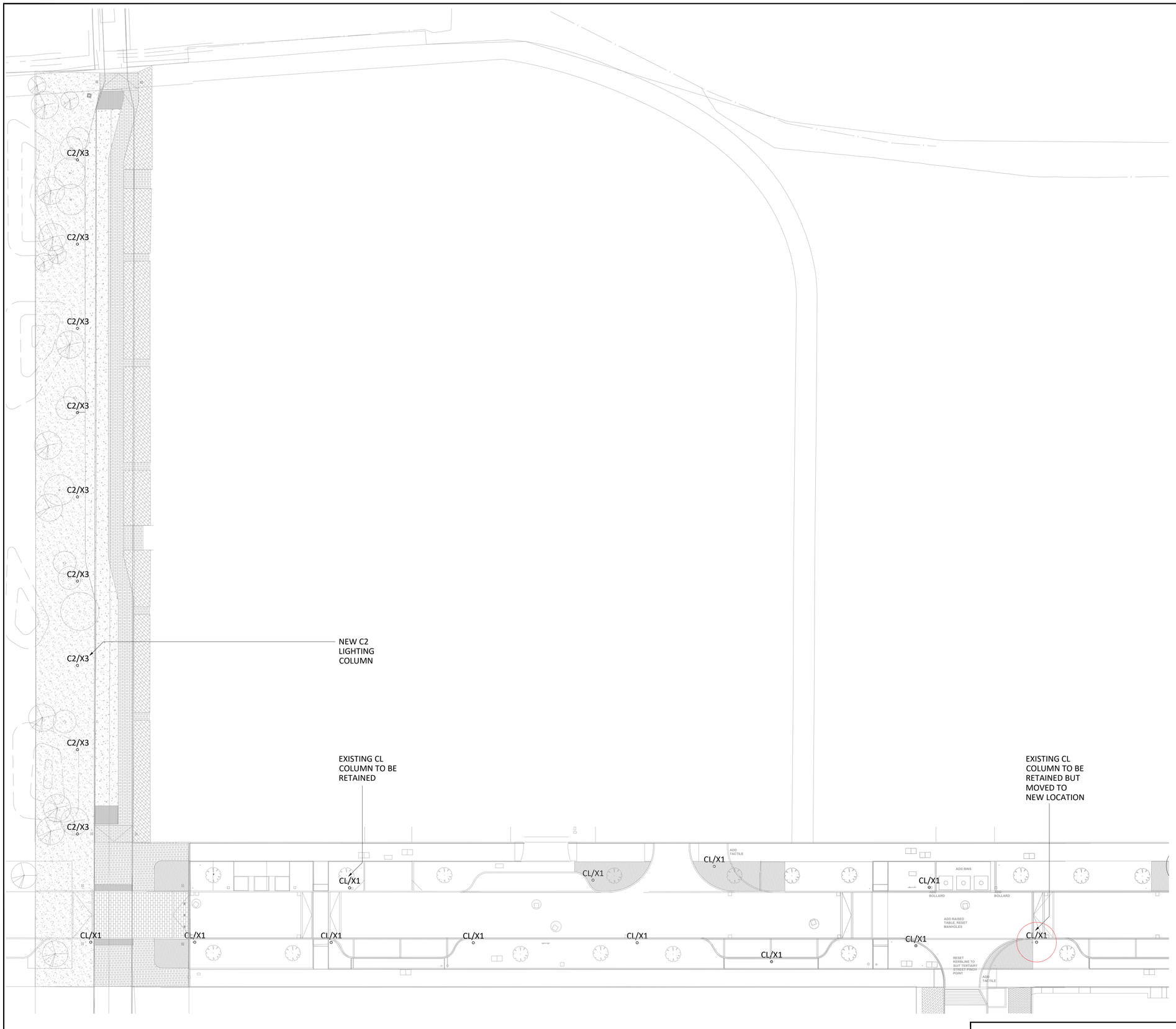

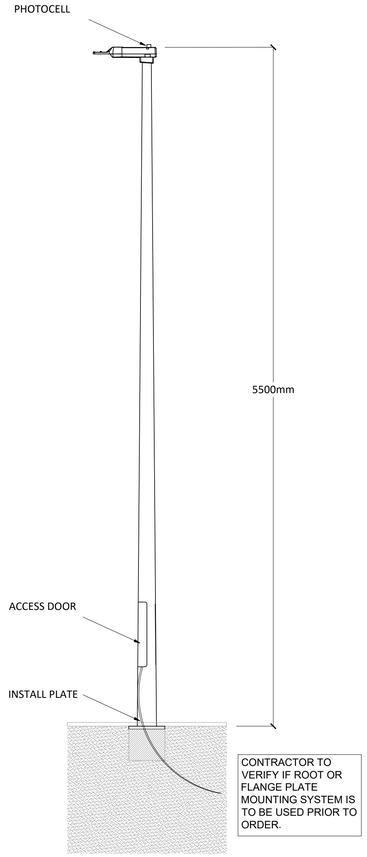

NOTE: FINAL DETAILS TO BE CONFIRMED BY ARCHITECT AND STRUCTURAL ENGINEER.
ALL FIXING DETAILS ARE TO BE CONFIRMED BY CONTRACTORS, BASED UPON APPROPRIATE FIXING METHODS FOR THE MATERIAL AND THE LUMINAIRE MANUFACTURER'S SUPPLIED INSTALLATION INFORMATION.

COLUMN TOP TO BE SIZED TO SUIT LIGHT HEAD POLE MOUNTING DIAMETER. CONTRACTOR TO LIAISE WITH LIGHTING MANUFACTURER TO FINALISE REQUIREMENTS PRIOR TO ORDER.

COLUMN DETAIL SCALE 1:25@A1

Note

All final dimensions, fixings and details should be taken from architects co-ordinated drawings or where applicable fabricators / manufacturers drawings.

Luminiare Key

CL - EXISTING COLUMN IN EXISTING POSITION
C2 - IP66, 19.8W LED COLUMN LUMINAIRE, 3000K
C3 - IP66, 35.6W LED COLUMN LUMINAIRE, 3000K

KEY PLAN

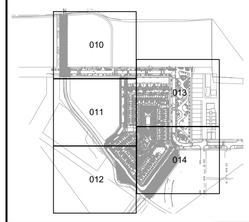

ADDITIONAL NOTES.

FOR FULL DETAILED SPECIFICATION REFER TO Studio FRACTAL DOCUMENT

Luminaire references refer to luminaire type and control channel (not electrical circuits)

D10 / 01
LUMINAIRE REF — CONTROL CHANNEL

Rev	Description	Date
01	ORIGINAL ISSUE	23/11/22

All dimensions are in millimetres unless otherwise stated. This drawing is not to be scaled. Use figured dimensions only.

Drawing Status
STAGE 4

STUDIOFRACTAL
Tel. +44 (0)1293 730121. Email: info@studiofractal.co.uk

Project
Eddington

Drawing Title
Road Lighting Layout
General Arrangement
Layout 1 of 5

© All rights reserved. No part of this design may be reproduced without the prior agreement of Studio FRACTAL Ltd.

Drawn By	Drawn Date	Checked By	Checked Date
LD	23/11/22	SK	23/11/22

Approved By	Approved Date	Scale
CS	23/11/22	1:250@A1

Drawing No.	Rev
4303_05_010	01

NOT FOR CONSTRUCTION