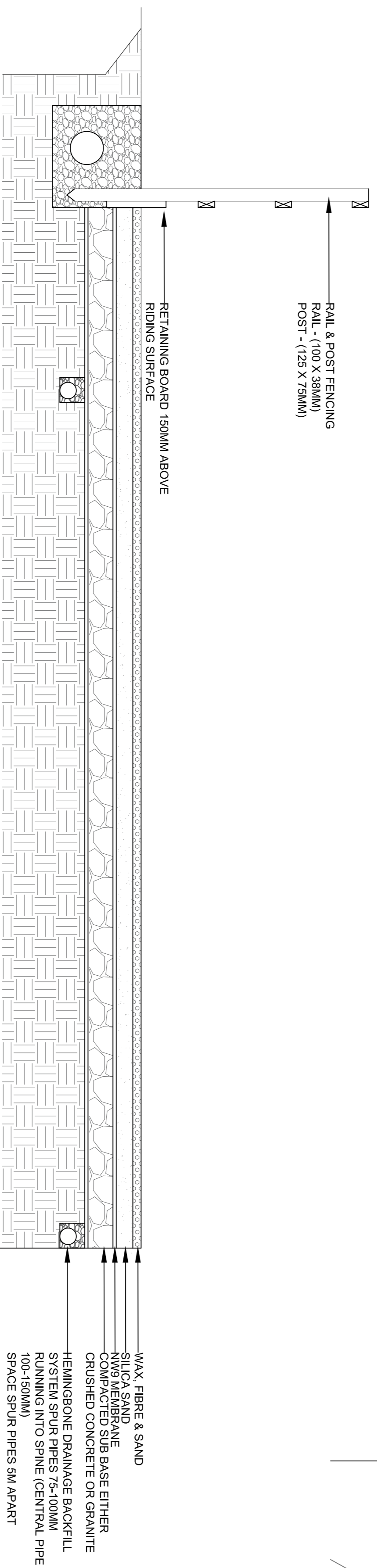


## MANEGE SITE LAYOUT

Scale 1:200


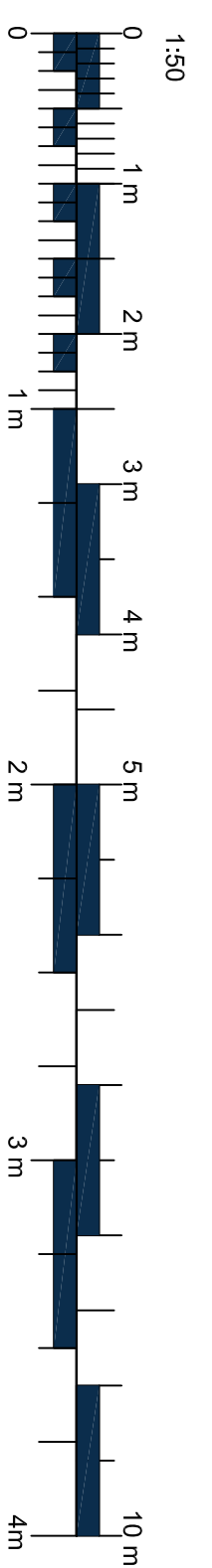
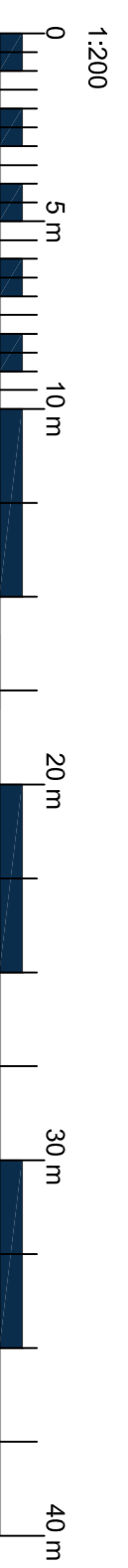


## MANEGE CONSTRUCTION EXAMPLE

Scale 1:20

### NOTES:

1. Use written dimensions only. All dimensions to be checked on site and only discrepancies reported to ACORUS immediately. If in doubt ask.
2. Where relevant, significant hazards have been identified on the drawing. Hazards which should be obvious to a competent contractor or unforeseeable have not been identified.
3. This drawing is confidential and remains the exclusive property of ACORUS.
4. Ordnance Survey Paper Map Copying Licence Number: 100039456.



## MANEGE ELEVATION

Scale 1:50

RA	300822	RED LINE AROUND FIELD	EB	LG
PROJECT	Scale	Amendment	Drawn	Checked

BELPORT  
VALLEY YARD

IP7 70B

TITLE  
PROPOSED MANEGE  
MANEGE SITE DETAIL

SCALE AS SHOWN @A1  
DATE 06/23  
DRAWN BY EB  
CHECKED BY LG  
JOB NO. BMY/BB23/079  
DRAWING NO. 100\_02  
REGION



acorus.co.uk

Planning, Design, Property.