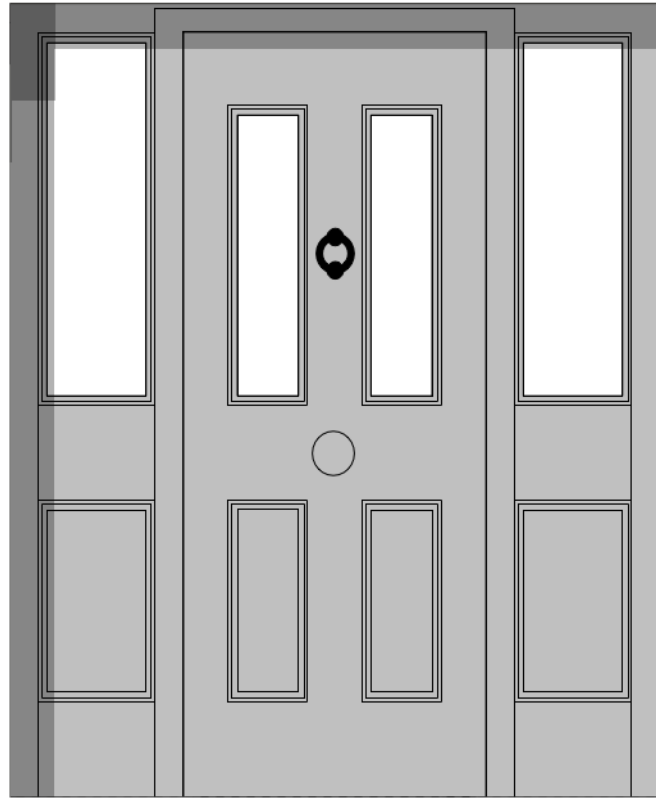
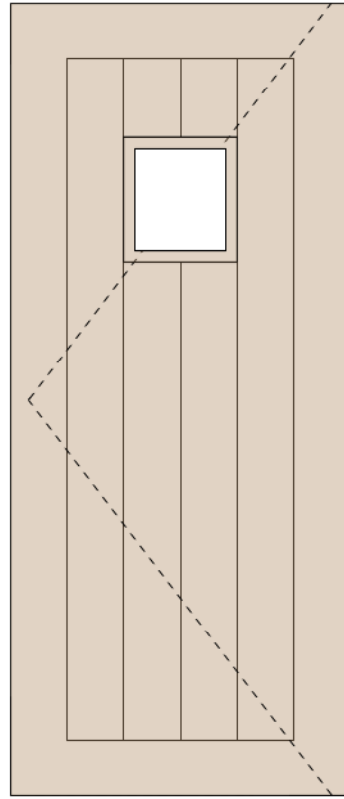


PROPOSED EXTERNAL SURFACE DETAILS


- General notes:
1. Contractor to check all dimensions on site prior to production of any shop drawings, fabrication and commencement on site.
 2. Drawings to be read in conjunction with full set of drawings, schedules, specifications and information from Structural Engineer and other Consultants.
 3. All work to comply with current Building Regulations and all relevant regulations.
 4. Contractor to refer all discrepancies to Architect.
 5. Tender documentation for costing purposes only. Unless marked 'For Construction' drawings should not be used for construction.
 6. All building materials and products to be installed to manufacturer's recommendations.



7 Painted timber traditional front door with side panels
1:20 @ A3



8 Natural oak cottage style rear door with window



Natural stone pavers (sandstone)

9 Proposed Patio



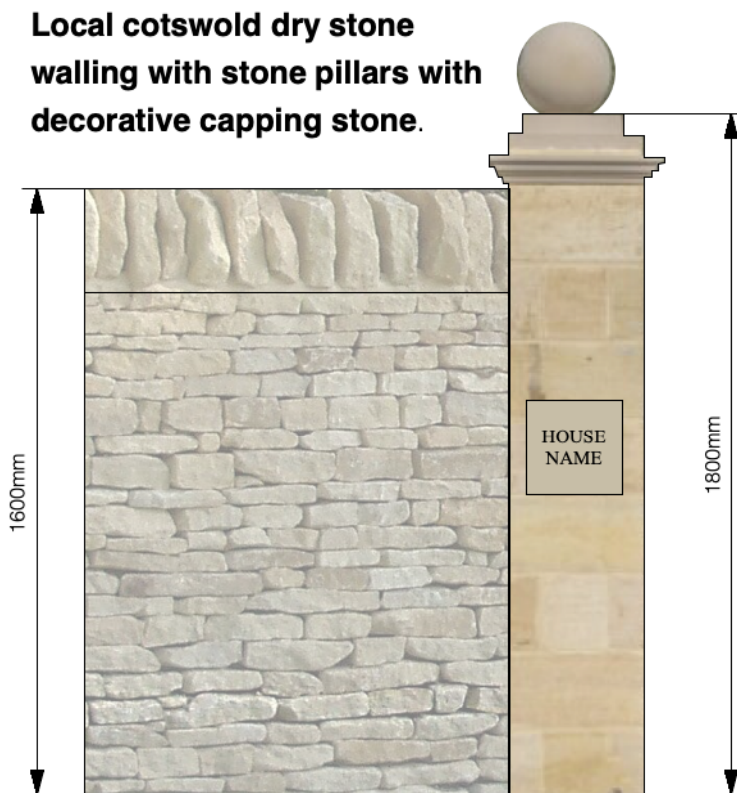
Permeable rolled gravel (buff)

10 Driveway



1.6m high wrought iron metal gates or similar.

11 Vehicular entrance gates



12 Driveway 1.6m dry stone wall & entrance pillars
1:20 @ A3

-	25.07.23	Issued for Planning
-	24.07.23	Draft issued to client
rev	date	note

PLANNING



project
LAND TO THE REAR OF
LANTERN HOUSE
15 SHILTON ROAD
OX18 4PA

drawing
PROPOSED MATERIALS 2 OF 2

THE COPYRIGHT OF THIS DRAWING AND DESIGN IS VESTED IN THE ARCHITECT AND MUST NOT BE COPIED OR REPRODUCED WITHOUT WRITTEN CONSENT. ALL DIMENSIONS GIVEN ARE TO BE VERIFIED ON SITE BY THE RESPONSIBLE CONTRACTOR. DO NOT SCALE DIMENSIONS FROM THIS DRAWING UNLESS FOR PLANNING APPLICATION PURPOSES.

scale	dwg no	rev
NTS@A3	153-58	-