This drawing is Copyright of MARLIN Design Ltd. Copying of this drawing is only permitted by the client for the sole purpose, and in direct connection with, the work as outlined in the brief.

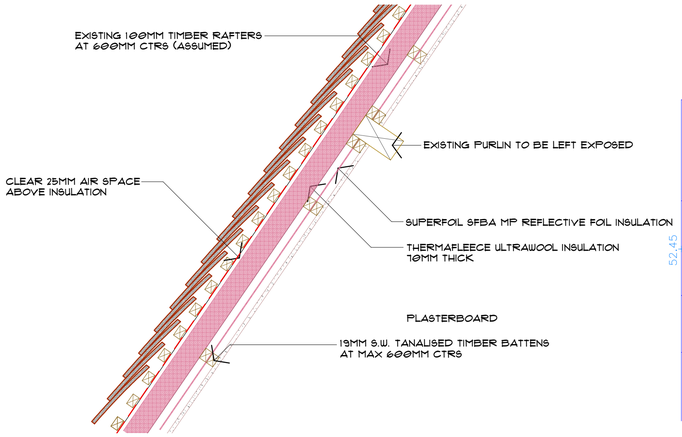

ROOF DETAIL

0 1

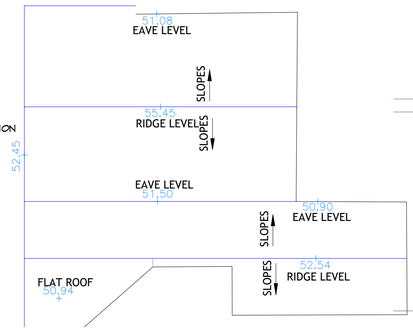

ROOF PLAN

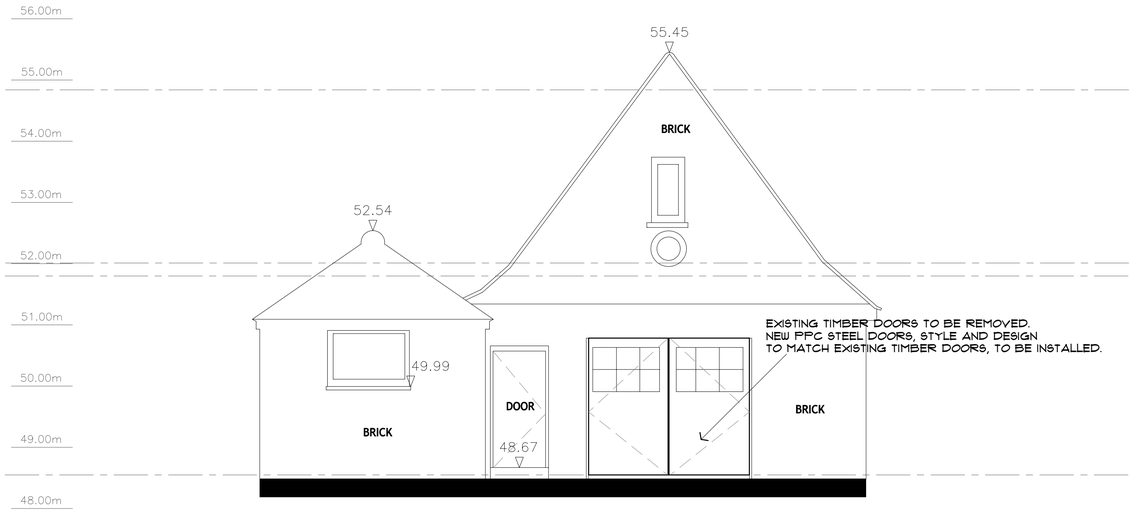

FRONT ELEVATION

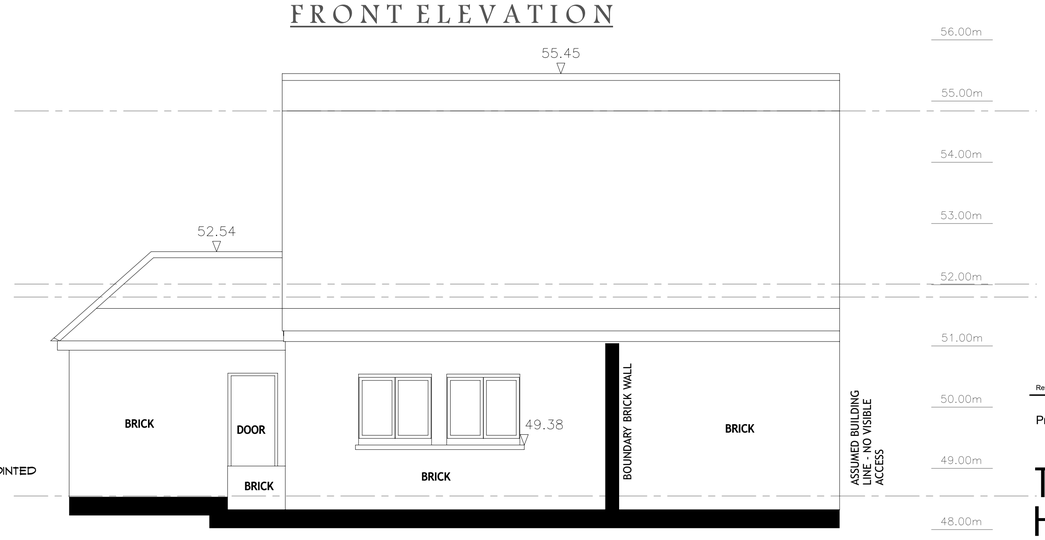

RIGHT SIDE ELEVATION

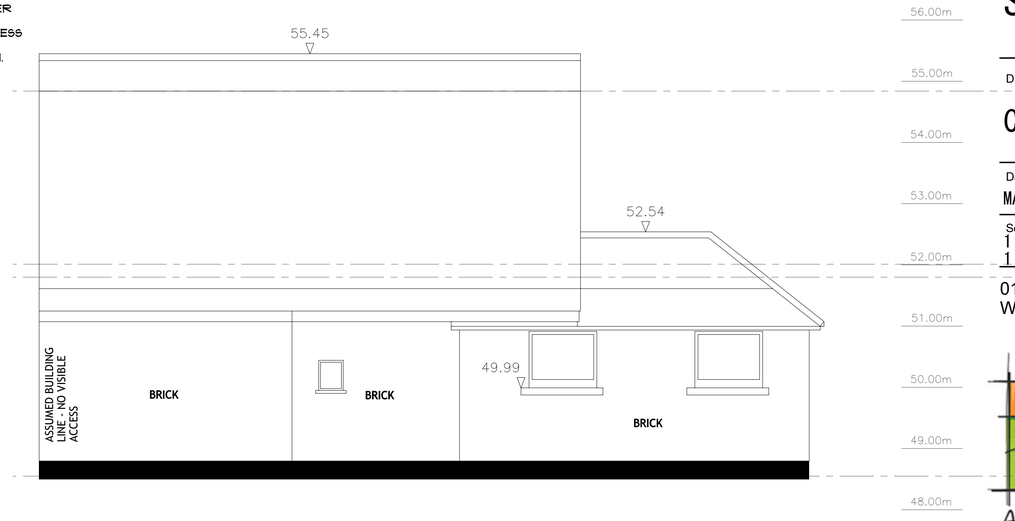

LEFT SIDE ELEVATION

VOID BENEATH EXISTING SUSPENDED TIMBER FLOOR TO BE CLEARED OF ALL DEBRIS. ALL CROSS-VENTILATION ROUTES ARE TO TBE CHECKED FOR SUITABILITY. WHERE NECESSARY AIRBRICK ARE TO BE REPLACED, EXISTING TIMBER FLOOR TO BE INSULATED USING 100MM THICK THEMAFLEECE ULTRAWOOL INSULATION BETWEEN JOISTS SUPPORTED OFF STAINLESS STEEL WIRE MESH STAPLED TO THE SIDE OF THE EXISTING FLOOR JOISTS.

EXISTING TIMBER ROOF TO BE INSULATED SEE DETAIL ABOVE

EXISTING TIMBER WINDOWS TO BE REFURBISHED WHERE NECESSARY. ORIGINAL GLAZING TO BE CLEANED AND RETAINED.

EXISTING EXPOSED BRICKWORK TO BE CLEANED AND REPOINTED WHERE NECESSARY USING LIME MORTAR.

EXISTING TIMBER DOORS TO BE REMOVED.
NEW PPC STEEL DOORS, STYLE AND DESIGN
TO MATCH EXISTING TIMBER DOORS, TO BE INSTALLED.

WALL TO BE LINED WITH TYVEK OR SIMILAR APPROVED BREATHER MEMBRANE AND 19X38MM S.W. TANALISED TIMBER BATTENS PLUGGED AND SCREWED THROUGH TO BRICKWORK USING STAINLESS STEEL SCREWS. BATTENS TO BE OVERLAID WITH 12.5MM THICK GYPSUM PLASTERBOARD AND FINISHED WITH 3MM PLASTER SKIM.

EXISTING FIREPLACE TO BE REPAIRED AND REFURBISHED. ALL MATERIALS AND FILLERS TO MATCH EXISTING IN COLOUR, TONE AND TEXTURE. ALL ORIGINAL ELEMENTS TO BE RETAINED WHERE POSSIBLE. REPLACEMENTS NECESSARY ARE TO MATCH EXISTING.

BREAK THROUGH FO RNEW DOOR OPENING. ALL SURFACES TO BE MADE GOOD TO MATCH AS NECESSARY UPON COMPLETION

EXISTING DOOR TO BE RE-HUNG

GLASS TO EXISTING WINDOWS TO BE CLEANED OF BLACK PAINT. NEW APPLIED OBSCURED MANIFESTATION TO BE APPLIED TO EXISTING GLASS. WINDOWS TO BE REFURBISHED WHERE NECESSARY USING MATERIALS AND DETAILING TO MATCH EXISTING

EXISTING FIREPLACE AND BOILER TO BE REMOVED. ALL SURFACES ARE TO BE MADE GOOD TO MATCH ORIGINAL MATERIALS.

EXISTING CEILING TO BE INSULATED USING 300MM THERMAFLEECE INSULATION QUILT UNDERSIDE OF JOISTS TO BE LINED WITH 12.5MM THK PLASTERBOARD AND FINISHED WITH 3MM LIGHTWEIGHT PLASTER SKIM.

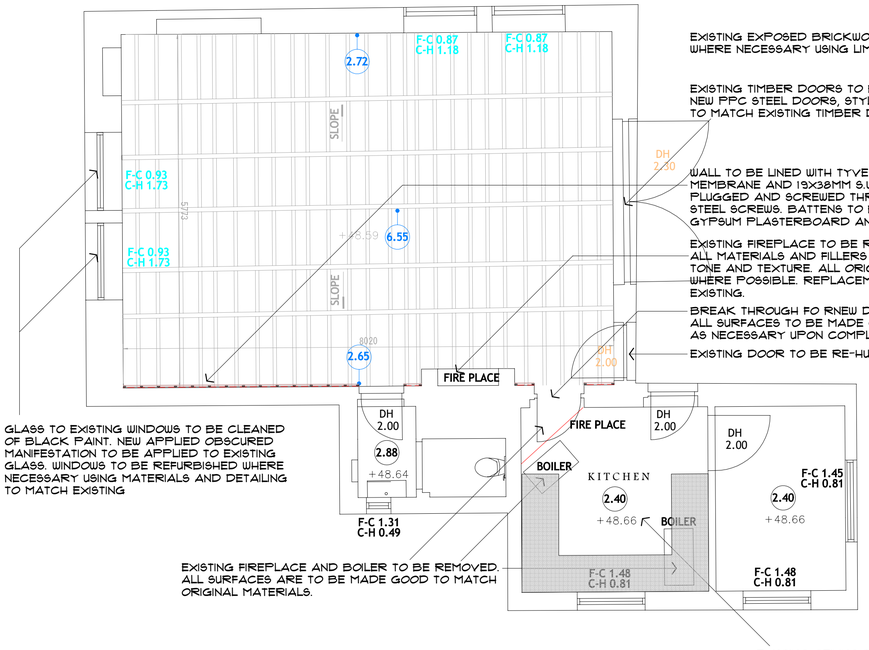

FLOOR PLAN

0 1 2 3 4 5 meters

Rev	Description	Date

Project title:

THE GATEHOUSE, HUNSDONBURY, HERTFORDSHIRE SG12 8PW

Drawing title:

CART LODGE CONVERSION

Date: MAY 2022	Project No: 569
Scale: 1:50/ 1:10 & 1:100 @ A1	Drawing No: PL.008A

01279 933039 | 0207 1183039 | 01438 530039
W: www.marlin-design.co.uk

MARLIN DESIGN
Award -winning architecture