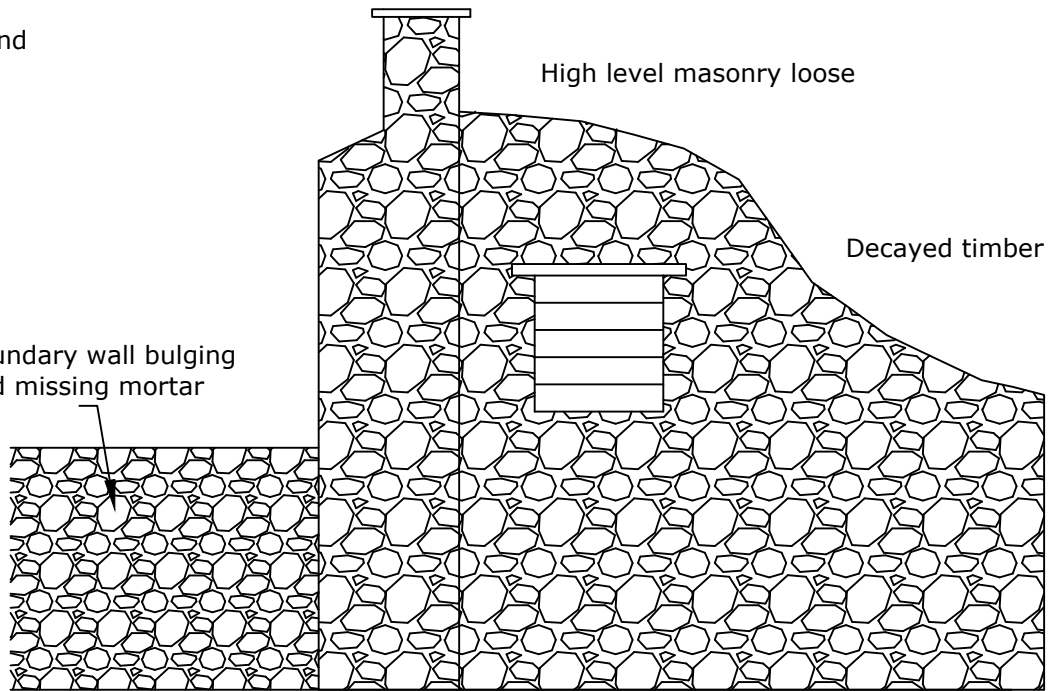


Significant crack in wall and loose high level masonry

EAST ELEVATION BEFORE




High level masonry loose

Decayed timber lintels to window

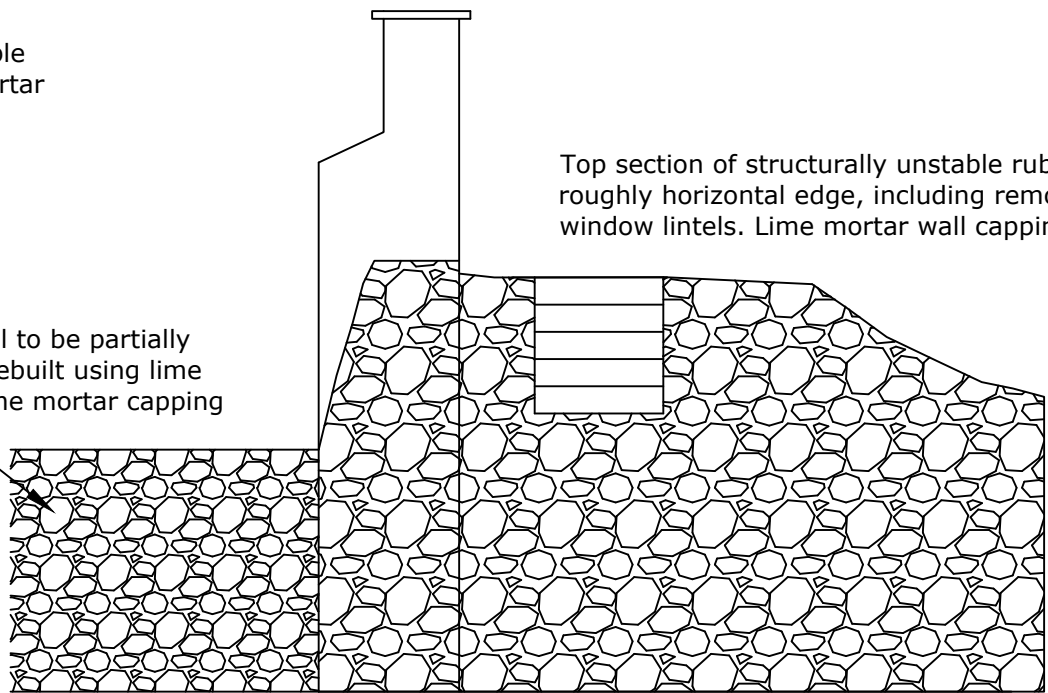
Boundary wall bulging and missing mortar

NORTH ELEVATION BEFORE



Top section of structurally unstable rubble wall dismantled to raked edge. Lime mortar wall capping to be installed

EAST ELEVATION AFTER



Top section of structurally unstable rubble wall dismantled to roughly horizontal edge, including removal of decayed timber window lintels. Lime mortar wall capping to be installed

6m boundary wall to be partially dismantled and rebuilt using lime mortar, with a lime mortar capping

NORTH ELEVATION AFTER

THE NATIONAL TRUST
 SOUTH WEST REGION
 Bristol Hub Office
 Unit 3 Hubbard Wing
 Leigh Court Business Centre
 Pill Road, Abbots Leigh
 Bristol BS8 3RJ
 Telephone (01275) 378444

ESTATE/PROPERTY	
Horton Court	
DRAWING TITLE	
Implement Shed Before and After	
DRAWN BY	DATE
KCH	AUG 2023
SCALE @ A3	PROPERTY REFERENCE
1:50	HORT
DRAWING No	REVISION
HORT-IC-01	0