



Head Office & Showroom: Unit A12 Fiveways Industrial Estate
Westwells Road, Hawthorn, Corsham, Wiltshire SN13 9RG
Tel: 01225 811663 **Fax:** 01225 811420 **Email:** enquiries@corshamp.co.uk
Web: www.corshamp.co.uk

Louise Mead
Hawkesbury Upton

15th May 2023

Dear Louise

REF: SUPPLY & INSTALLATION OF A GLAZING PACKAGE

Further to your recent enquiry we are pleased to confirm our provisional quotation to supply & install timber alternative pvc windows and doors in the Evolution Range

Proposed Design

For the proposed design and style of the windows and doors please these have been based on window and door layouts on to match the existing.

Window & Door Specifications

Evolution Flush 82 Casement Windows

X14 no.

- Type – Flush casement 82mm thick frame with deep ovolo internal frame section
- External colour – Olive Grey woodgrain
- Internal colour – White woodgrain
- Timber look joints externally – external frame and sash
- Timber look joints internally – external frame
- External cills – tbc upon survey (160x25)
- Glazing bead – Ovolo
- Glass units – Pilkington, Low 'E' internally glazed, 28mm thick (4-20-4) clear double-glazed units with white inner Swiss Spacer Bars and 20mm single horizontal putty bar layout (Toughened safety glass will be fitted to all windows where required)
- Cotswold egress easy clean hinges to all side opening windows (Floating mullions to all upstairs windows that are double casement)
- Added security – hinge bolts (2 of)
- Handles – Black Wrought Iron Pear Drop, key lockable handles (Each handle comes with 1 key and all keys are the same)
- Locking system – Multipoint locking system with 2 stage night vent locking plate
- Dummy sash's will be fitted where fixed sashes are placed for equal sight lines
- External head drip with concealed trickle vent externally and closable trickle vent internally
- Concealed drainage channels (tbc upon survey)

Evolution Storm 2 Single Door

x1 no.

- Type – Storm 2 Lipped 82mm thick frame with deep ovolo internal frame section
- External colour – Olive Grey woodgrain
- Internal colour – White woodgrain
- Timber look joints externally – external frame and sash
- Timber look joints internally – external frame
- External cills – tbc upon survey (160x25)
- Glazing bead – Ovolo
- Glass units – Pilkington, Low 'E' internally glazed 28mm thick clear toughened (4-20-4) double glazed units with white inner Swiss Spacer Bars and 20mm Georgian cross putty bar layout
- Panel – vertical grooved panel to lowers section
- White butt hinges to open inwards
- Added security – hinge bolts (2 of)
- Handles – Black Wrought Iron Lever-Lever
- Locking system – Multipoint locking system with 3* thumb turn lock cylinder and 3 keys per door lock
- Concealed drainage channels (tbc upon survey)
- Threshold – low level aluminium silver threshold (tbc upon survey)
- This door will be coupled to the relevant window

Notes

I have allowed for the following....

- All items are installed by CBP
- All items are installed by CBP's own fully employed installers
- All existing items are removed and disposed of during installation
- All items comply with current building regulations
- Fensa sign off upon completion of installation

I have NOT allowed for the following (if applicable)....

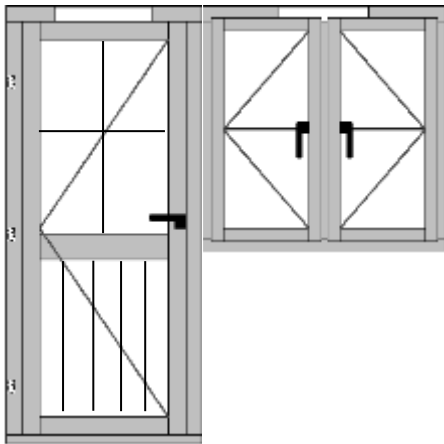
- Removal and refitting of blinds or curtains
 - Moving of any furniture
 - Plastering
 - Rendering
 - Decoration
 - Flooring
 - Roofing
 - Roofline
 - Leadwork
 - Cladding
 - Steel works
 - Building works
 - Electrical works
 - Cavity closures
 - Planning permission
 - Scaffolding (we can provide this subject to site survey)
-

Price

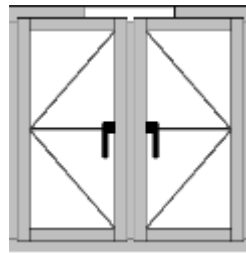
Supply and installation of all windows & doors as detailed above – £22,850.10 inclusive of vat

Layouts & Designs

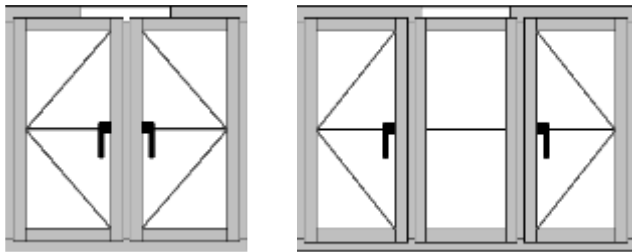
Office Window & Door



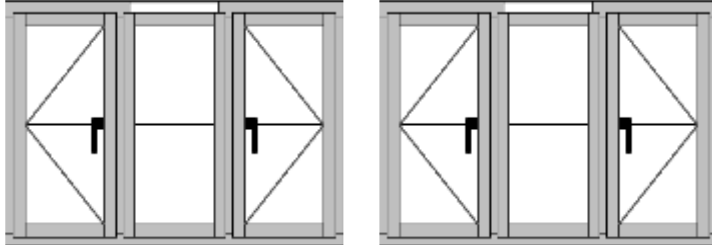
Bedroom / Music Room



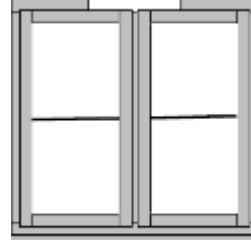
Kitchen



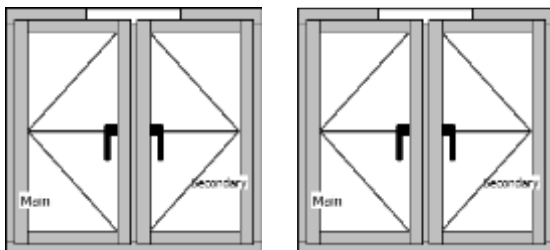
Lounge / Dining



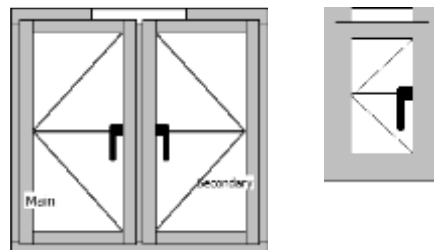
Entrance



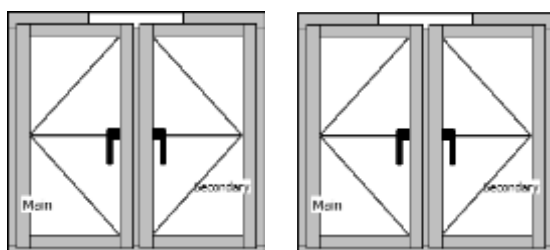
Bedroom 1



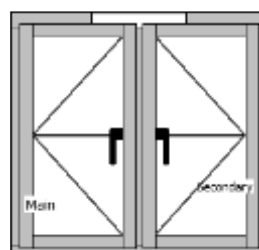
Bedroom 2



Bedroom 3



Bedroom 4



evolution®



Yours sincerely

Luke Gingell

- Upon orders of supply & installation for windows & doors we request a 50% deposit payment with a further 40% second stage payment prior to installation and the 10% balance payment payable within 5 days of completion.
- A full site survey to establish the exact manufacturing sizes of the windows/doors in terms of width, heights and installation position will be carried out by CBP prior to manufacturing. Any agreed sizes will be confirmed in writing.
- The install is registered with GGFi (Install Sure Insurance) and Fensa upon completion (This is for replacement windows and doors only) (Fensa do not cover conservatories) (Installations into new openings on an extension or new build property are covered by the builders or your chosen building regulations officer).
- We are happy to accept payment via cheque, debit card, credit card or on-line banking.
- All our installations are carried out by our own fully employed installers.
- All our surveys are carried out by our own fully employed surveyors
- Delivery & installation times are approx. times from order sign off once contracts have been signed, deposits have been paid and survey finalized. These are currently approx. 12 weeks due to current demand within the glazing industry.
- All quotations are valid for a period of 30 days and are subject to survey.
- If you would like to see any samples of any product quoted, please contact me.



*PVCu Windows, Doors, Conservatories & Orangeries,
Aluminium Windows, Doors, Conservatories, Orangeries, Bi-Folding Doors, Sliding Doors, Shop Fronts & Curtain Walling
Timber Windows, Doors, Conservatories & Orangeries
Glass balustrade, Canopies & EPDM Rubber Roofing
Composite Windows & Doors*

Co Reg Address: Unit A12 Fiveways Industrial Estate, Westwells Road, Hawthorn, Corsham, Wiltshire SN13 9RG
Co Reg No. 4974917 ♦ VAT Reg No: 468 4958 82

please refer to our Standard Terms and Conditions of trading which apply to all orders