

evolution[®]



Storm



Flush



The Collection

Timber Alternative Windows & Doors

Where tradition meets technology, you'll find Evolution at the forefront. Renowned for both innovation and style, Evolution's range of products are in a league of their own. We have an unrivalled history of merging modern design technology with the traditional styling and aesthetic of timber joinery, to create a range of products that both look superb and perform at the highest possible level.

We believe that this combination offers our customers the best of all worlds; handcrafted excellence sitting alongside state-of-the-art innovation. We are also proud that our products are designed and manufactured in the UK. With unrivalled energy-efficiency, exceptional weather proofing and low maintenance, without compromising on quality and design, your search for the perfect window solution for your home starts right now...

CLARITY



the
english door
company™




Attention to Detail

Hand finished excellence comes as standard at Evolution

We are proud that our team consists of highly skilled and experienced craftspeople who take pride in the products they make each day. It is also true that you will find more people than machinery in our factory.

Our team have learned and honed their trades over many years and all possess an excellent eye for detail. They challenge themselves to create the highest standard of products for our customers.

This expertise and dedication is what sets us apart from other window manufacturers, along with our passion for hand finished excellence.





Design Features

Where Traditional Joinery Meets Technical Innovation

Traditional on the outside, advanced design on the inside. At Evolution we may offer a traditional aesthetic, but every inch and contour uses the absolute latest in technology for exceptional performance in every one of our window design features.


Innovation, the pursuit for perfection and customer feedback has informed every step of our journey. We talk to our customers about their experiences with us and, more importantly, listen. At every stage of our business, we've made sure that our technology and window design features are at the absolute cutting edge of the industry. Our machines have been built to our own design – only we are able to make windows and doors with this technology.



Storm window with equal sightlines.



Storm window with the depth and styling of a traditional timber aesthetics.



Evolution Oak Flush with handcrafted timber-look joints.

Handcrafted Joints

Traditionally crafted joints – each one passes through the hands of our team of master craftsmen, giving all the authentic beauty of traditional timber joinery.

Beautiful Sightlines

Equal and perfectly balanced sightlines and frame proportions to deliver a greater glazed area, allowing more light into your home.


Timber Aesthetics

For character and beauty, very little beats the timber aesthetic. Our unique technology marries traditional wooden aesthetics with the highest performing technology. It's not timber. It's something better.



Traditional Cill Detail

Evolution cills have been developed to authentically replicate the depth of a traditional timber cill, seamlessly blending in with the window design.



Authentic Butt Hinge

Traditional butt hinges help to create a truly authentic timber window aesthetic, reflecting original window design principles. NOTE: This is for cosmetic look only and is not functional.



Unique Trickle Vent

Our windows can have trickle ventilation. It's easy to miss. Our unique design means you'll be free of unsightly bulges, with a seamless integration that keeps air circulating without compromising aesthetics.



Timber-Look Joint

Unique, Aesthetic Timber-Look Corner Joint

Evolution has carved a position for itself as true pioneers in the design and manufacture of traditional, timber alternative windows and doors. Innovation and customer feedback has informed every step of our journey and through this relentless passion for detail we have developed our unique corner joint. Available across the Evolution Collection, the aesthetic timber-look joint has been designed to allow all sashes to closely replicate the classic joinery methods used in the production of traditional windows. Timber-look corner joints are the epitome of elegance produce a truly authentic and beautiful window frame. This unique joint has all the beauty of natural timber, but all the strength of a modern weld. All the style of timber without any of the compromise.



Storm

The most unique, advanced stormproof window

Storm is a truly unique window. Its ground-breaking design means that it carries exquisite styling and features that are usually found on a traditional timber window.

Storm also exceeds customer expectation by offering a host of additional benefits, yet none of the drawbacks that come with more traditional windows.

This window is also highly energy efficient and comes with A+13 rating as standard.





Flush

Traditional aesthetics
without traditional pitfalls

The Flush casement window is a superb addition to the Evolution collection, designed to create a stunning focal point and featuring traditional aesthetics. The flush-fitting window is ideal for properties that are replacing original timber windows, or for those wanting authentic looks, but wish to take advantage of modern window technology.

Flush window casements are a timeless, elegant window solution, characterised by openers that close fully into the frame to deliver a beautiful flush appearance.





Natural Wood

Rosewood

Evolution Oak

Black



Anthracite Grey

Olive Grey

Agate Grey

Cream




White Grain

Smooth White

CLARITY

Modern and Contemporary Design

Although Evolution are masters at traditional-look windows, we also manufacture modern windows with a more contemporary feel. Whether this is through the use of custom glass designs or the window style itself, you can achieve any look you desire. The windows you choose can either have a smooth finish or our popular woodgrain effect.



Colours & Finishes

Painted & Traditional Timber Effect Windows & Doors

All of our coloured timber effect windows and doors feature an authentic timber effect foil as standard. Every face of the window and ancillaries will incorporate this traditional wood finish to ensure Evolution windows look as close to timber as possible. Our standard internal colour is white woodgrain. This beautiful combination ensures that the internal face is neutral and will compliment any interior design styles, however should you wish to have both sides of your windows featuring a timber or painted colour finish, this can be created for you.

In addition to our collection of classical timber finishes, Evolution can also paint your windows to one of over 200 RAL colours using our in-house colouring facility. All of our custom painted windows still have the authentic wood grain detail to them to maintain the look and feel of real wood.



the english door company™

Inspired door designs to make a grand entrance

The English Door Company™ offers the very best in design and manufacturing excellence. By using the latest modern materials, our doors are created to emulate the richness and depth of real timber, but without the problems traditionally associated with wooden doors.

Our long lasting, highly durable doors need very little maintenance. They have excellent thermal and sound proofing properties and extremely efficient security features.

evolution[®]

T: 0800 773 4048
www.evolutionwindows.com

© Evolution Manufacturing Limited