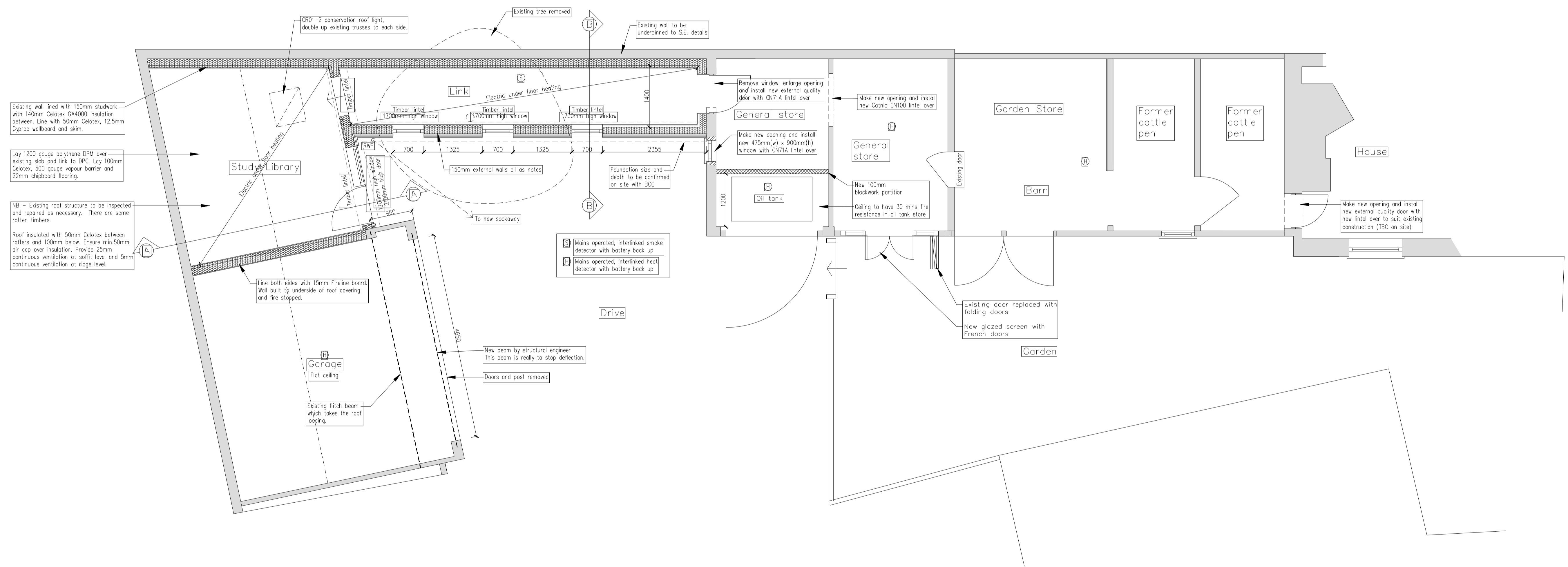
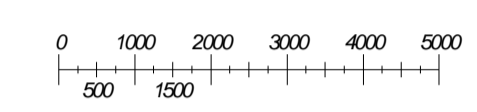
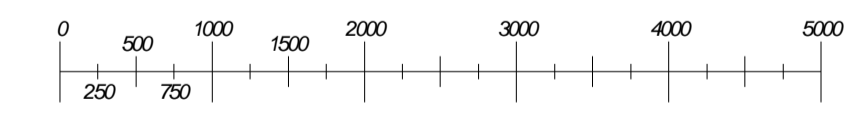


Proposed Elevations
Scale: 1:100



Proposed Ground Floor Plan
Scale: 1:50



<p>Tim Moll Architecture Chartered Architect</p>			
<p>JOB 1533</p>		<p>TIM MOLL ARCHITECTURE Suite 10, 9 Station Yard Needham Market Suffolk IP6 8SA</p>	
CLIENTS	MR & MRS Watkins		
JOB LOCATION	THE PINK HOUSE, CODDENHAM, IP6 9PY		
JOB DESCRIPTION	EXTENSION & ALTERATIONS		
DRAWING	BUILDING REGULATIONS		
DATE	SCALE	DRAWING NUMBER	DRAWN BY
JULY 2023	AS SHOWN @ A1	.010	MJM
<p>COPYRIGHT TIM MOLL ARCHITECTURE. ALL DIMENSIONS ARE TO BE MEASURED ON SITE AND NOT SCALED FROM THIS DRAWING.</p>			