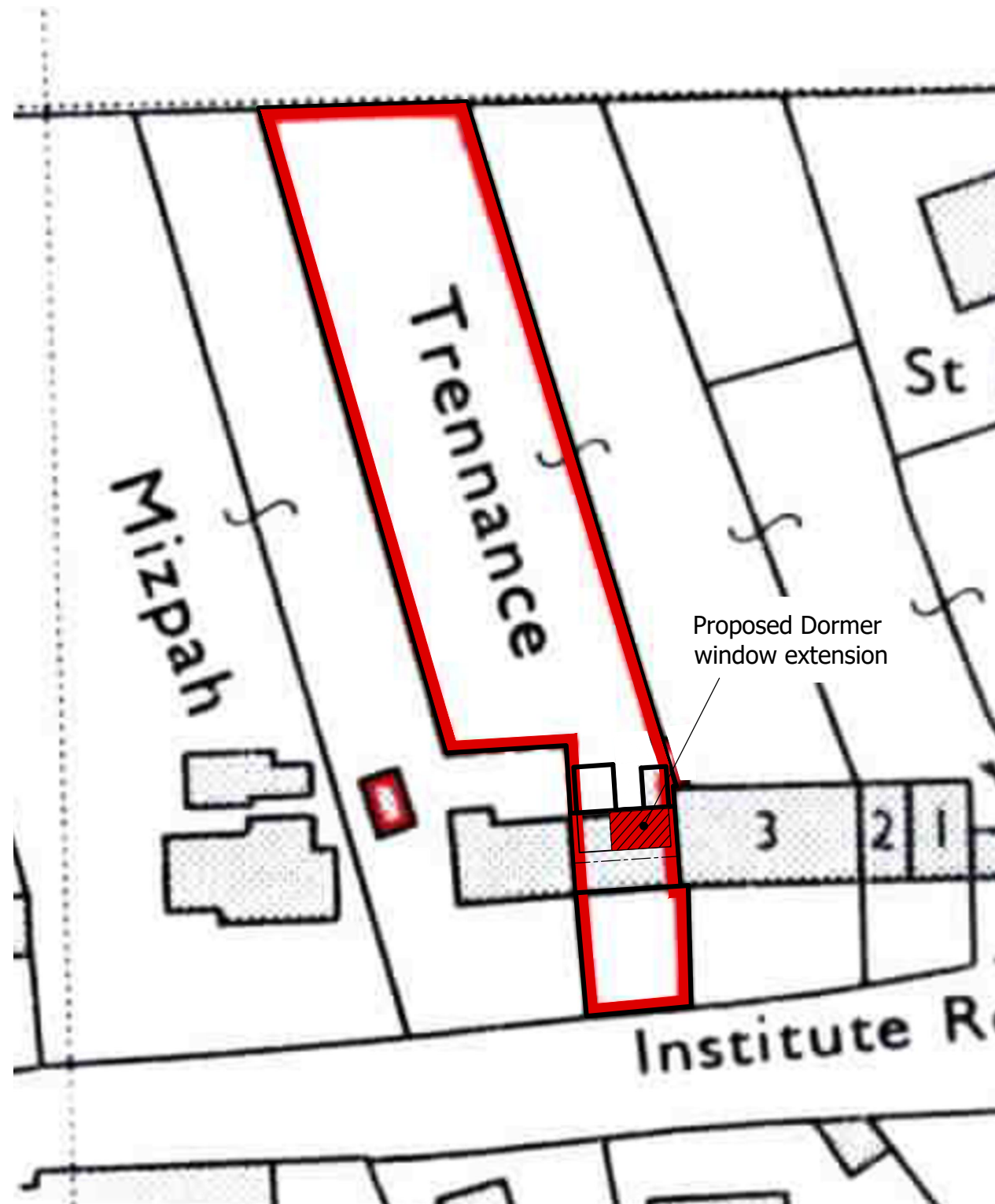
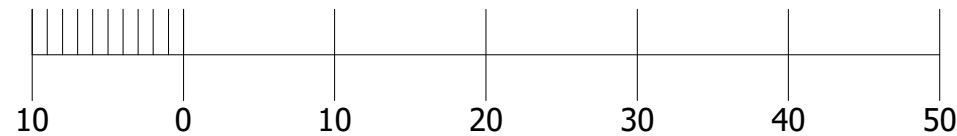


Site Plan
Scale 1:1250




Block Plan
Scale 1:500



NOTES

1. THIS DRAWING IS THE COPYRIGHT OF ENGINEERING INGENUITY ©
2. ALL WORKING METHODS AND PROCEDURES ARE TO BE IN ACCORDANCE WITH THE REQUIREMENTS OF THE HEALTH AND SAFETY AT WORK ACT 1974 AND THE CONSTRUCTION (DESIGN AND MANAGEMENT) REGULATIONS 2015
3. THIS DRAWING IS TO BE READ IN CONJUNCTION WITH THE SCHEDULE OF WORKS SPECIFICATIONS, ALL OTHER DRAWINGS AND ANY OTHER RELEVANT DOCUMENTS
4. ALL DIMENSIONS ARE IN MILLIMETRES UNLESS NOTED OTHERWISE
5. ONLY FIGURED DIMENSIONS ARE TO BE USED. DO NOT SCALE FROM THE DRAWING FOR CONSTRUCTION OR MATERIAL ORDERING PURPOSES
6. ALL PROPRIETARY PRODUCTS ARE TO BE INCORPORATED INTO THE WORKS STRICTLY IN ACCORDANCE WITH THE MANUFACTURERS SPECIFICATION AND REQUIREMENTS
7. IT IS THE CONTRACTOR'S RESPONSIBILITY TO TAKE SITE DIMENSIONS TO ENSURE SITE FIT OF STRUCTURAL ELEMENTS.
8. MASONRY WALLS HAVE BEEN DESIGNED TO BE RESTRAINED BY FLOORS, ROOFS AND OTHER STRUCTURE AND WILL REQUIRE TEMPORARY SUPPORT IF THE RESTRAINING ELEMENTS HAVE NOT BEEN BUILT.
9. FLOORS HAVE BEEN DESIGNED FOR A LIVE LOAD OF 1kN/m². THE CONTRACTOR MUST ENSURE THAT THE STORAGE OF MATERIALS AND PLANT DOES NOT EXCEED THIS LOAD.
10. THE CONTRACTOR SHALL ENSURE THAT ALL EXPOSED EARTH FACES SHALL BE BACK TO 30° TO THE HORIZONTAL OR SHALL PROVIDE TEMPORARY SUPPORT.
11. TENDERS ARE TO ALLOW FOR THE PREPARATION OF FABRICATION DRAWINGS FOR ALL STEEL, ALUMINIUM, GLASS, ENGINEERED TIMBER AND STEEL REQUIRED ELEMENTS WITH THEIR PRICE.
12. TENDERS TO ALLOW FOR THE PREPARATION OF ALL STEEL CONNECTION DESIGN AND DETAILING AND TO PROVIDE A FULL SET OF CALCULATIONS SUITABLE FOR BUILDING REGULATION APPROVAL.
13. TENDERS ARE TO ALLOW FOR THE PREPARATION OF ALL REINFORCED CONCRETE LAYOUT DRAWINGS AND BENDING SCHEDULES SUITABLE FOR BUILDING REGULATION APPROVAL.



Rev.	Description	Date	By
P1	Proposed Dormer window shown on plans	03/07/23	AH
-	Preliminary issue for comment	29/06/23	AH

I A N H A R B A N
CONSULTING ENGINEERS
St. Nicholas Court, St. Ives TR26 1SZ
01736317877 | ingenuty@ianharban.com
ENGINEERING
INGENUITY

Client
Caroline Robinson

Job Name
Trenance
Townsend
Hayle TR27 6AQ

Drawing Title
Proposed Planning Drawings
Site Location and Block Plan

Date	June '23	STAGE	STATUS	CHECKED
Drawn	AH	Development	✓	
Scale @ Size	as noted	Tender		
Scale @ Size		Construction		
Original Size	A3	Final Construction Issue		
Job No.	222145	Drawing No.	L04	Rev.
				P1