

# Proposed Elevations, Floor Plan & Roof Plan

**National  
Timber Buildings**

1:100 Scale on A3

Grand National Range

**Name:** James Mann

**Location:** Surrey

**Reference:** LG

**Date:** 04/09/2023

**Author:** LT

**Plan Number:** 2

**Additional Specification:**  
50X100MM TANALISED  
TREATED FRAMING AT  
600MM CENTERS

TANALISED TREATED  
CLADDING

50X125MM TANALISED  
TREATED ROOF PURLINS

NATURAL ROOFING

SHIPLAP CLAD DOORS

GALVANISED STEEL DOOR  
FURNITURE

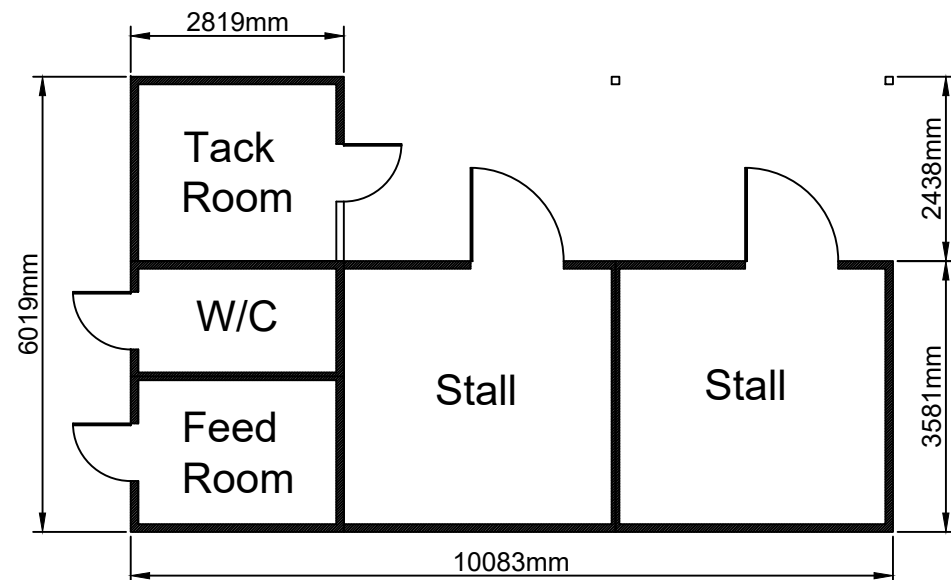


Figure 1

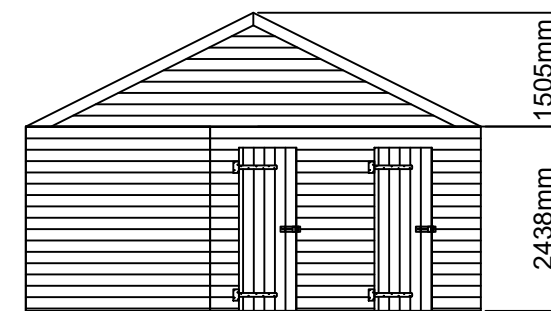



Figure 2




Figure 3

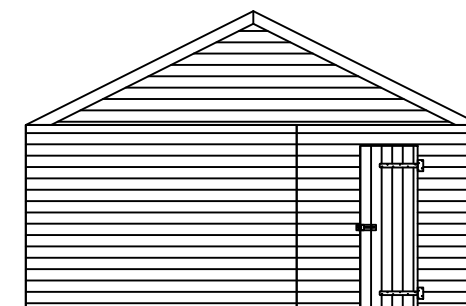
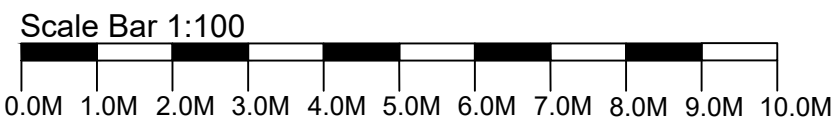


Figure 4



Checked by:

Client Signature: