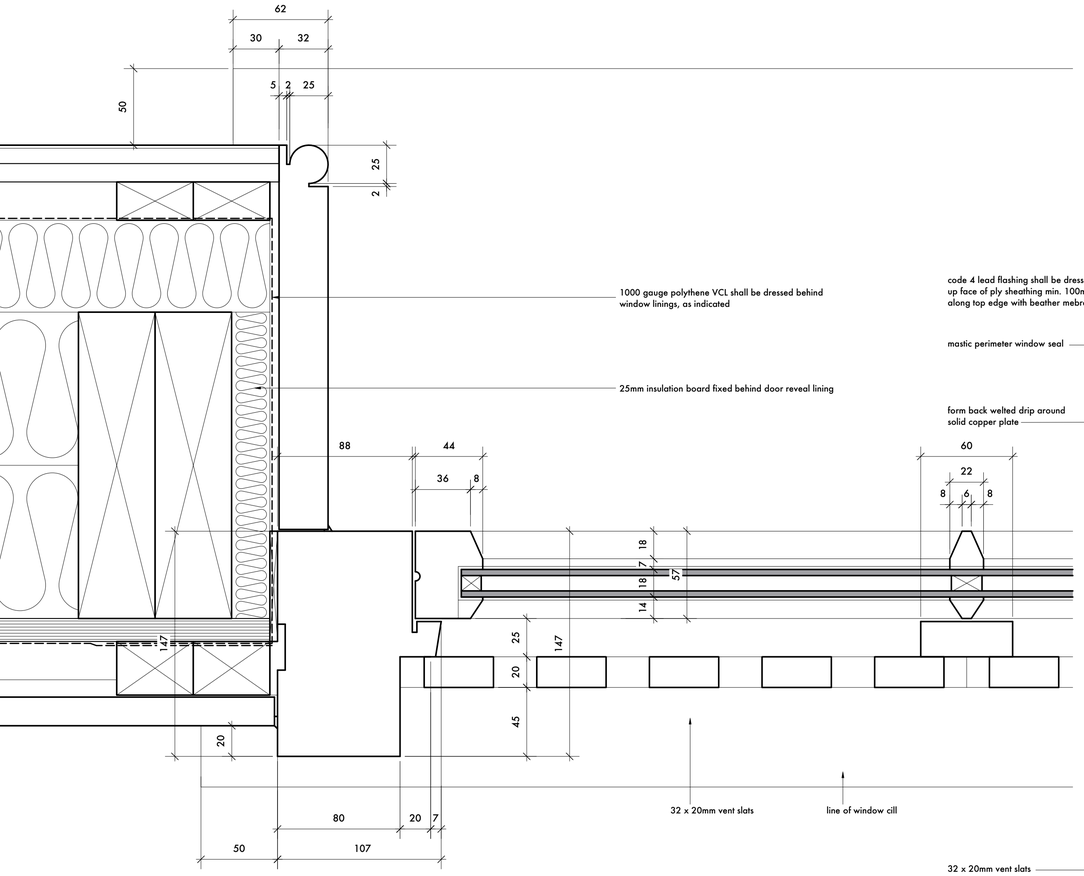

Window Jamb Detail - Scale 1:2

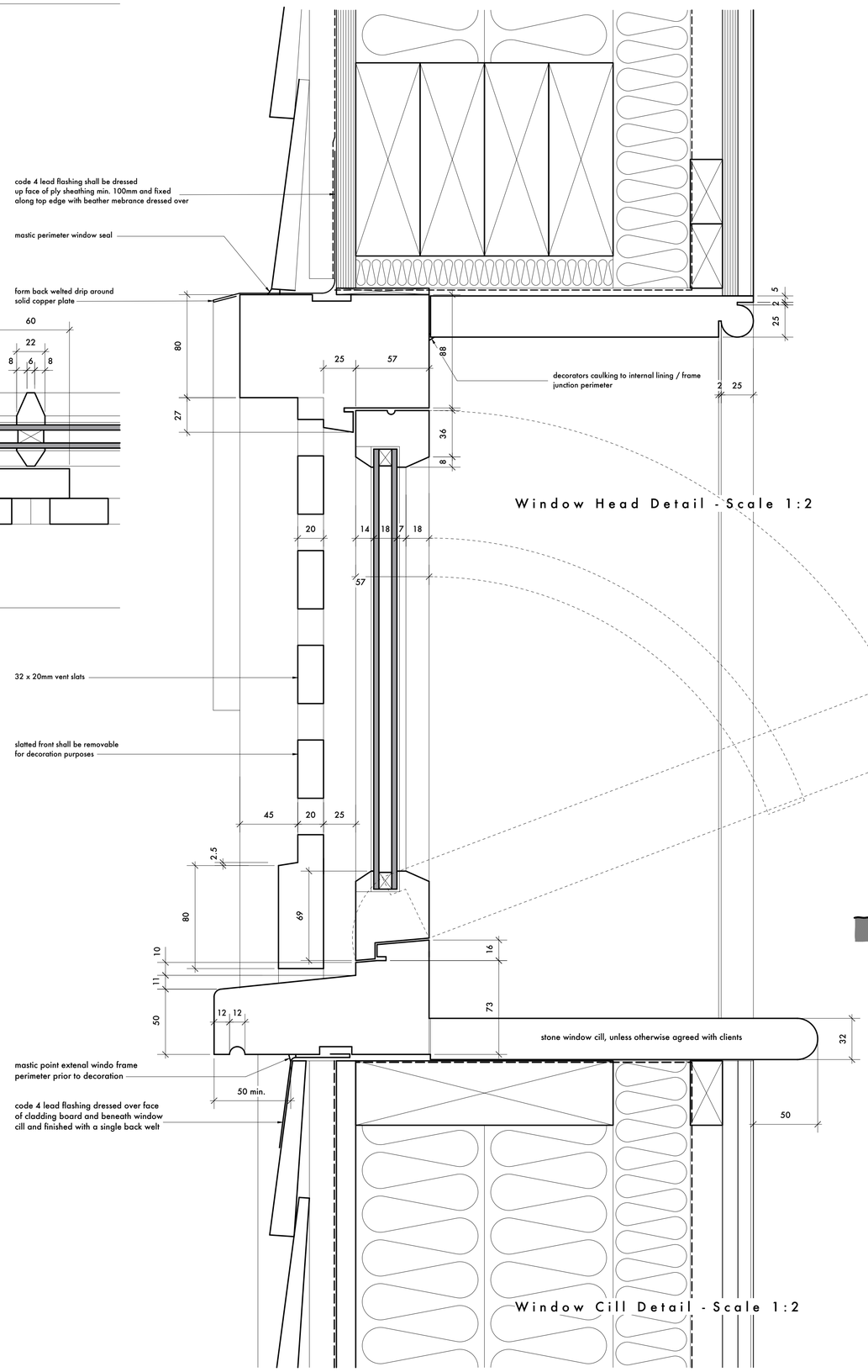

Window Head Detail - Scale 1:2

Window Cill Detail - Scale 1:2

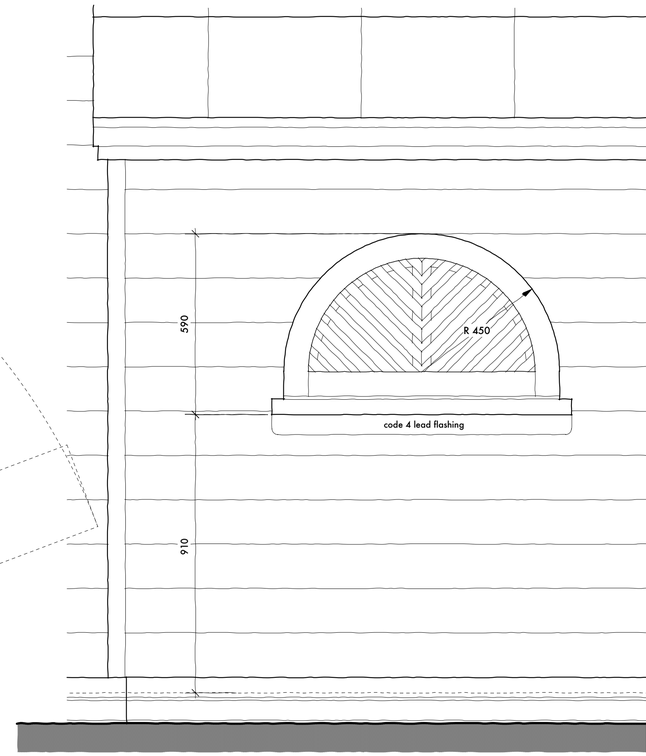

Diocletian Window Elevation - Scale 1:10

ALL DIMENSIONS AND LEVELS TO BE CHECKED ON SITE BY MAIN CONTRACTOR PRIOR TO COMMENCING EXCAVATION WORKS. ANY DISCREPENCY IS TO BE REPORTED BACK TO THE DESIGNER FOR INSTRUCTION.

THIS DRAWING IS THE PROPERTY OF SIMON BURKE DESIGN LTD AND MAY NOT BE REPRODUCED OR DISCLOSED TO A THIRD PARTY IN ANY FORM WITHOUT WRITTEN PERMISSION.

Construction Design and Management Regulations
Attension is drawn to the requirements of the Construction Design and Management Regulations 2015 and the statutory requirement to notify the HSE of commencement on site via the submission of the F10 registration form.
Attention is drawn to the Designers Risk Assessment

General Notes

This Drawing shall be read in conjunction with other Simon Burke Design drawings relative to this project together with those produced by the structural engineer appointed for the project

All setting out shall be carefully checked and verified on site prior to construction and any discrepancies to be reported to Simon Burke Design prior to proceeding with the works

All manufacturers instructions are to be complied with and any that cannot for any reason be followed shall be reported to Simon Burke Design prior to placing orders in connection with the same.

General Joinery Notes relating to All Project Joinery

Good quality hardwood to be used, Sapele or similar, to be approved prior to proceeding, unless agreed otherwise.

Double glazing shall be 4 - 10 - 4 mm with Low E glass, Krypton gas filled cavity, toughened where required in accordance with Approved Documents (BS6206) and installed fully in accordance with glazing supplier instructions. Any vairiation to proposed glazing specification shall be advised prior to placing order for confirmation of acceptability.

Final structural opening sizes shall be confirmed following the setting out process, prior to construction and both vertical and horizontal glass proportions shall be maintained unless agreed otherwise with designer.

Allow for proprietary weatherseals and capillary grooves as those shown are indicative of the requirements for both weatherseals and capillary grooves. final details in respect of the same are to be approved prior to proceeding to manufacture.

glazing beading shall be carefully pinned in position to achieve a flush finish with surrounding joinery, as detailed. glazing pins shall be non-ferrous and installed beyond joinery surface to allow for filling and preparation prior to application of painted finishes. glazing sealants and tapes shall be installed in accordance with manufacturers instructions and requirements.

Ironmongery shall be agreed with client prior to placing joinery order and fitted off site. Visible screw fixings shall be via slotted screws. Each door leaf shall be provided with matching finished parliament hinges appropriately sized to clear door architrave surround and provided additionally with matching finished hold open device, as specified

Large sections of Joinery shall be laminated where deemed neccessary by specialist joinery company.

Storage where required shall be given careful consideration to ensure that shrinkage and movement is avoided. joinery grain alignments shall also be considered to minimise the effect of shrinkage and movement. Joinery stored on site shall additionally be protected from damage prior to fitting and following this during the ongoing construction on site.

Joinery shall be primed off-site using a primer compatible with the specified external and internal finish paint systems. Internal paint shall consist of a minimum of two solvent based undercoats to receive two sovent based Eggshell finished coats with finish colour to clients approval. Where required contractor shall allow for the paint colours being selected from the Paint & Paper Library colour ranges mixed to provide the selected clients paint colours and povided initially via a colour sample board prior to placing order for full quantity of paint required. All joinery shall have been primed all round prior to fitting.

Tops and bottoms of all doors, casements and sashed shall be finished to the same level as the visible elements of joinery. Ironmongery shall be removed for on site decoration to thus avoid spotting from the paint finishes.

TENDER ISSUE

rev. A minor amendments 12. 08. 2022

project
The Cottage, School Street, Stoke by Nayland

drawing
Typical Diocletian Window Details

project no. 0122

drawing no. 21

scale 1:2 & 1:10 @ A1

date Aug. 2022

north

revision A

SIMON BURKE DESIGN
enquiries@simonbdesign.co.uk
01206 692 511
Unit 4C Room 2, The Gattinetts, Hadleigh Road
East Bergholt, Colchester, Essex CO7 6QT

Contractors must verify all dimensions and information on site prior to commencement of work. Do not scale from drawing.

Copyright © Simon Burke Design Ltd