




'B' - PLAY EQUIPMENT  
3.6m x 1.8m x 3.6m high to ridge



'C' - STORAGE SHED  
5.5m x 2.5m x 2.25m high




'D' - CONTAINER  
6.0m x 2.5m x 2.6m high  
Screen, 1.8h close board with trellis, 2.4m total height




'E' - CONTAINER  
6.0m x 2.5m x 2.6m high  
Screen, 1.8h close board with trellis, 2.4m total height



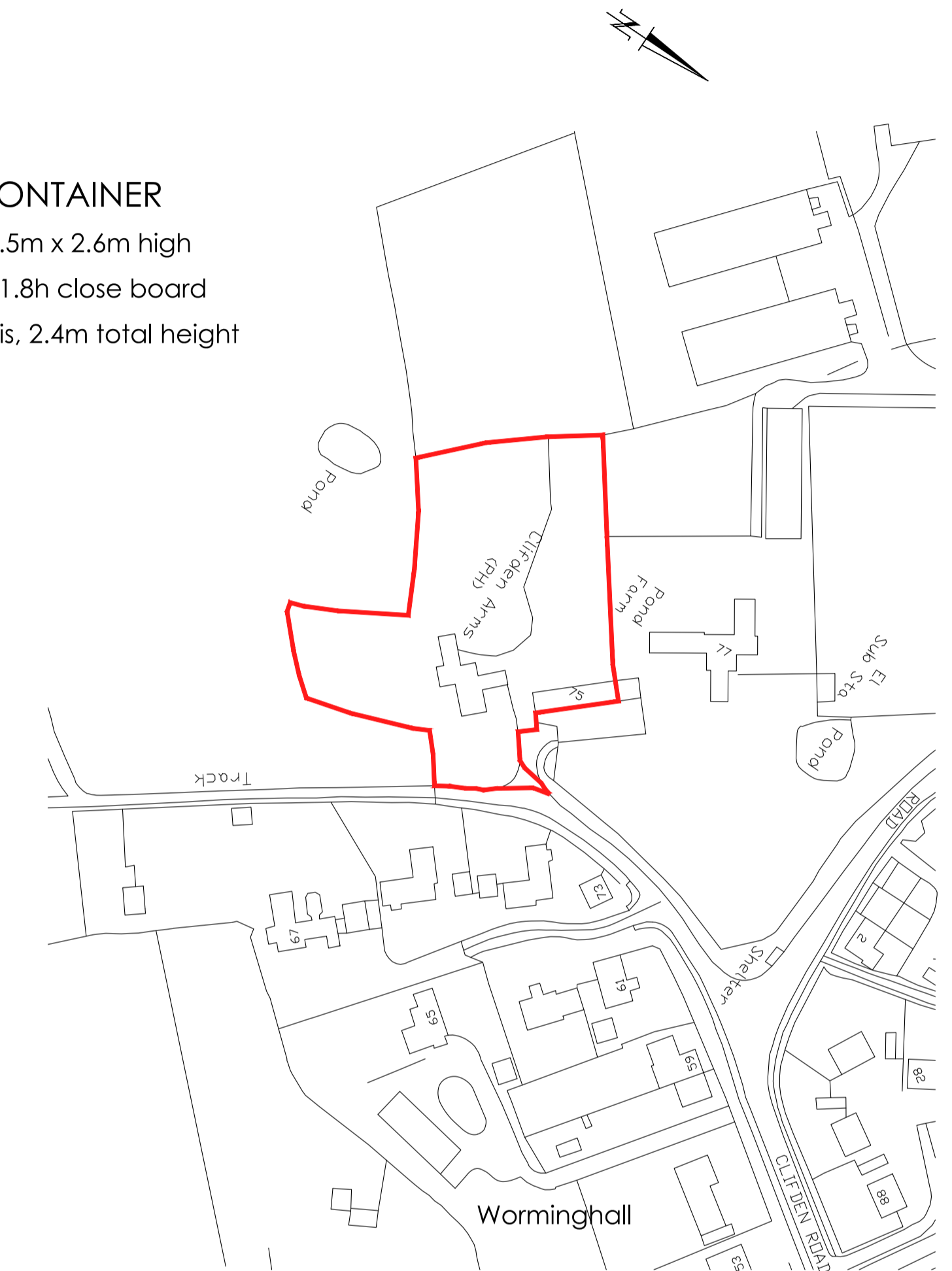
'F' - STORAGE SHED  
5.5m x 2.5m x 2.25m high



'G' - STORAGE AREA (Adjacent to shed 'F')  
6.0m x 2.5m x 2.25m high



SITE PLAN 1:200



LOCATION PLAN 1:1250

A	ADDITIONAL INFORMATION ADDED	AUG 2023
	REVISION	

**a b design Ltd**  
architectural services

Unit 43 19b Moor Road, Broadstone, Poole, Dorset BH18 8AZ  
Phone: 01202 772299 email: abdesign@bfconnect.com

PROJECT  
**The Clifden Arms, 75 Clifden Road, Worminghall, Aylesbury HP18 9JR**

TITLE  
**ANCILLARY BUILDINGS  
SITE PLAN & DETAILS  
PLANS AS PROPOSED**

scale	date	drawn	drg. no.	rev.
1:200 (A1)	09/09/2020	-	020/033/06	A

