
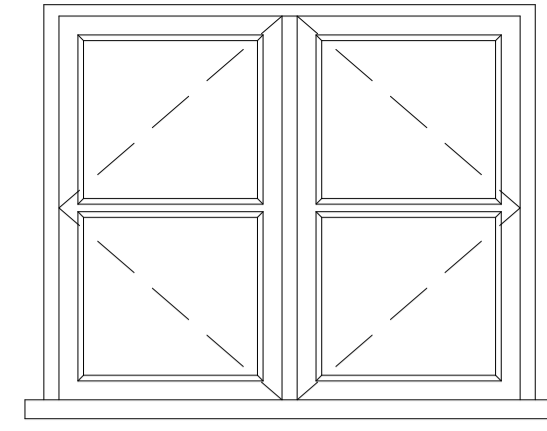


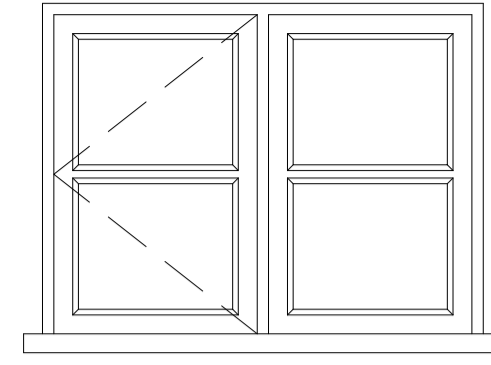
Window number: WG 01  
Location: South / Snug  
Floor: Ground  
Replacement Y/N: Y  
Notes: Modern Casement replaced with timber frame slim-line glazed unit




Window number: WG 18  
Location: South / Snug  
Floor: Ground  
Replacement Y/N: N  
Notes: Replacement window within historic door opening



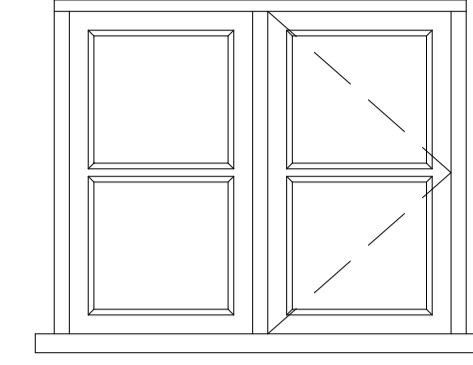
Window number: WG 04  
Location: South / Study  
Floor: Ground  
Replacement Y/N: Y  
Notes: Modern Casement replaced with timber frame slim-line glazed unit




Window number: WG 05  
Location: South / Study  
Floor: Ground  
Replacement Y/N: Y  
Notes: Modern Casement replaced with timber frame slim-line glazed unit



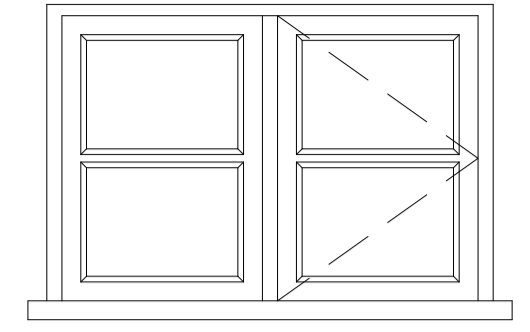
Window number: WG 19  
Location: South / Kitchen  
Floor: Ground  
Replacement Y/N: N  
Notes: Replacement window within historic door opening



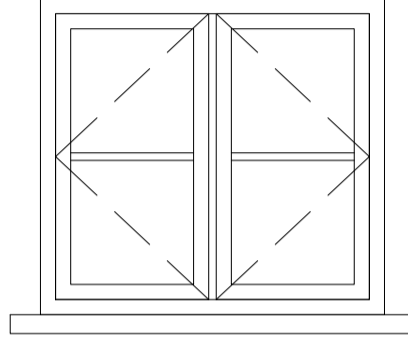
Window number: WG 06  
Location: South / Entrance  
Floor: Ground  
Replacement Y/N: Y  
Notes: Modern Casement replaced with timber frame slim-line glazed unit



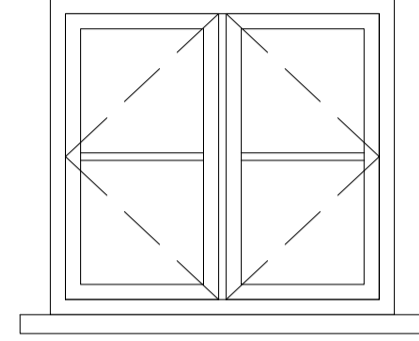
Window number: WG 07  
Location: South / Dining  
Floor: Ground  
Replacement Y/N: Y  
Notes: Modern Casement replaced with timber frame slim-line glazed unit



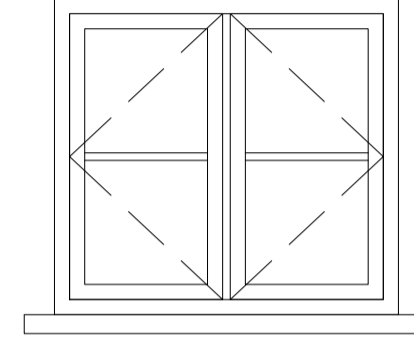
Window number: WG 08  
Location: North / Dining  
Floor: Ground  
Replacement Y/N: Y  
Notes: Modern Casement replaced with timber frame slim-line glazed unit



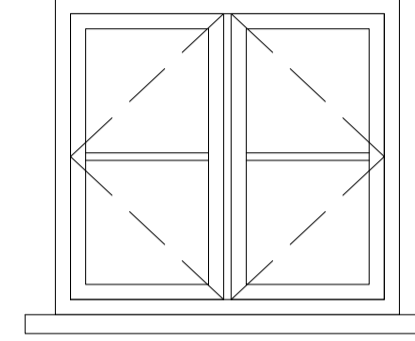
Window number: WG 21  
Location: North / Boot Room  
Floor: Ground  
Replacement Y/N: N  
Notes: New timber frame slim-line double glazed casement.




Window number: WG 22  
Location: North / Boot Room  
Floor: Ground  
Replacement Y/N: N  
Notes: New timber frame slim-line double glazed casement.



Window number: WG 25  
Location: North / Kitchen  
Floor: Ground  
Replacement Y/N: N  
Notes: New timber frame slim-line double glazed casement.

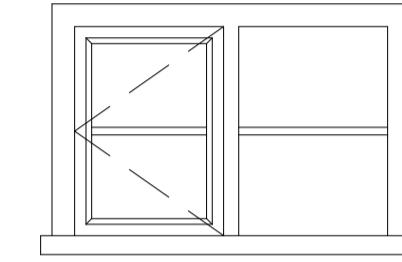


Window number: WG 26  
Location: North / Kitchen  
Floor: Ground  
Replacement Y/N: N  
Notes: New timber frame slim-line double glazed casement.




Window number: WG 27  
Location: East / Pantry  
Floor: Ground  
Replacement Y/N: N  
Notes: New timber frame slim-line double glazed casement.


Omitted



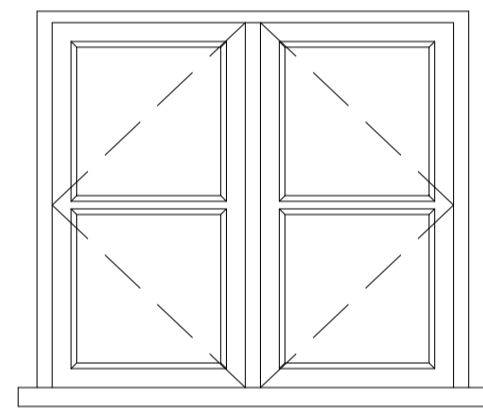
Window number: WG 16  
Location: North / WC  
Floor: Ground  
Replacement Y/N: Y  
Notes: Modern Casement replaced with timber frame slim-line glazed unit



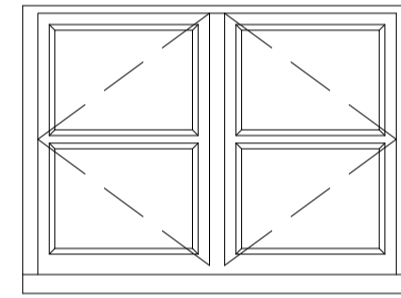
Window number: WG 17  
Location: North / Snug  
Floor: Ground  
Replacement Y/N: N  
Notes: Existing leaded casement retained with draught proofing. new timber frame and cill.



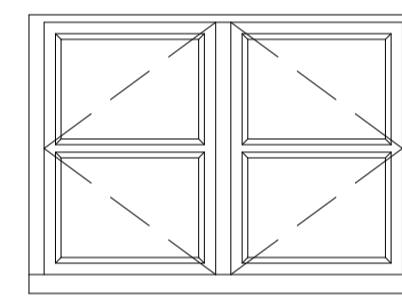
Window number: WF 01  
Location: South / Bedroom 3  
Floor: First  
Replacement Y/N: Y  
Notes: Modern Casement replaced with timber frame slim-line glazed unit



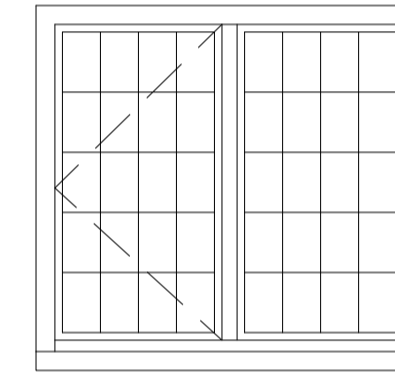
Window number: WF 02  
Location: South / Bedroom 2  
Floor: First  
Replacement Y/N: Y  
Notes: Modern Casement replaced with timber frame slim-line glazed unit



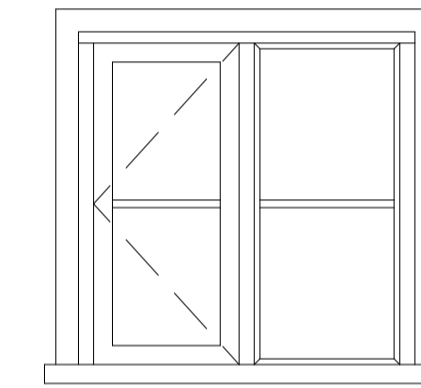
Window number: WF 03  
Location: South / Main Bedroom  
Floor: First  
Replacement Y/N: Y  
Notes: Modern Casement replaced with timber frame slim-line glazed unit



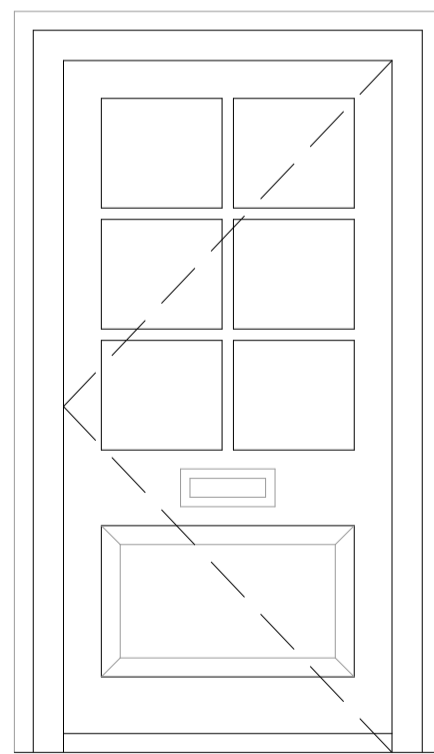
Window number: WF 04  
Location: South / Ensuite  
Floor: First  
Replacement Y/N: N  
Notes: Existing leaded casement retained with draught proofing. New timber frame and cill if required.




Window number: WF 05  
Location: South / Bedroom 4  
Floor: First  
Replacement Y/N: N  
Notes: Existing leaded casement retained with draught proofing. New timber frame and cill if required.




Window number: WF 07  
Location: North / Bathroom  
Floor: First  
Replacement Y/N: Y  
Notes: Modern Casement replaced with timber frame slim-line glazed unit



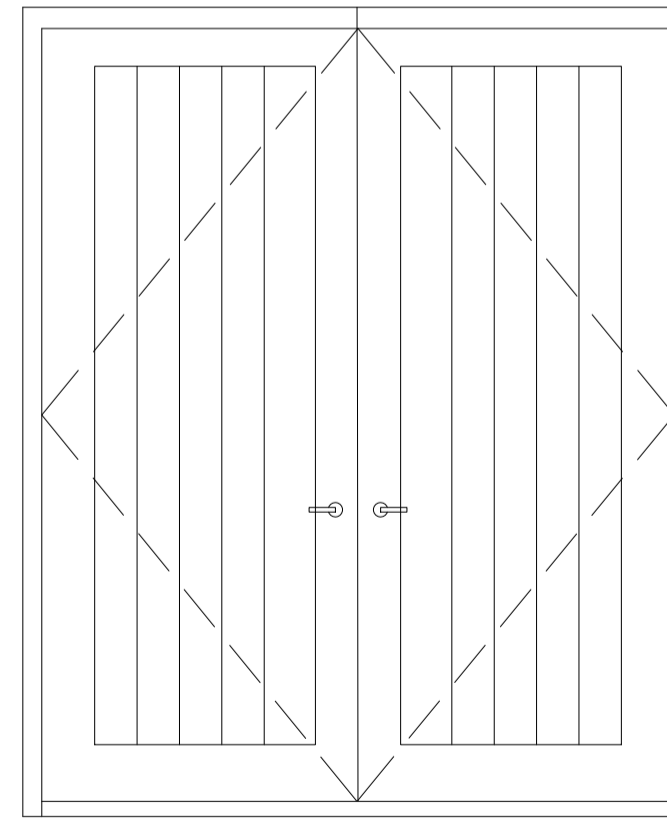
Window number: DG 03  
Location: South / Entrance  
Floor: Ground  
Replacement Y/N: Y  
Notes: New hardwood door and frame with slim-line double glazed toplight.



Window number: DG 18 & WG 20  
Location: West / Boot Room  
Floor: Ground  
Replacement Y/N: N  
Notes: New hardwood panel door with slim-line double glazed toplight. New timber frame slim-line double glazed casement to side

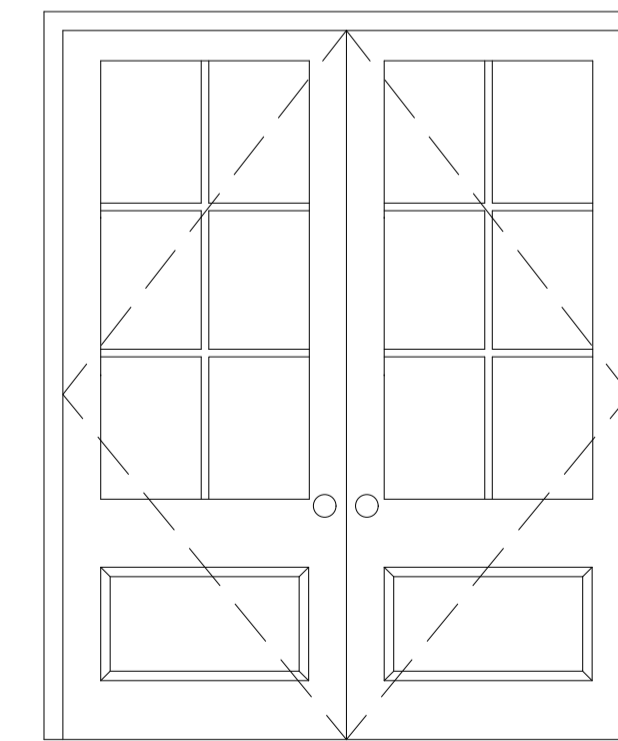


Window number: DG 19 : WG 23 & WG 24  
Location: West / Kitchen  
Floor: Ground  
Replacement Y/N: N  
Notes: New hardwood panel door double door with slim-line double glazed panels above. Slim-line double glazed casements to side

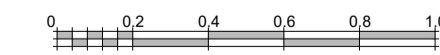


Window number: DG 20  
Location: East / Boiler Room  
Floor: Ground  
Replacement Y/N: N  
Notes: New hardwood plank door and frame.

Omitted



Window number: DG 05  
Location: North / Snug  
Floor: Ground  
Replacement Y/N: Y  
Notes: New hardwood panel door double door with slim-line double glazed panels above to replace softwood single door with cottage pane top panels.



Dimensions must not be scaled from this drawing. This drawing is copyright and must not be reproduced.

Revisions

8 Hopton Castle, Craven Arms, SY7 0QF

Proposed Windows and Doors

for Mr & Mrs M Lynskey

Trevor Hewett RIBA

Date: 06.09.22 Status: Feasibility

The Architecture Studio, 135 Corve Street, Ludlow SY8 2PG  
Tel: 01584 877992 Email: info@trevorhewett.co.uk

Scale: 1:20 @ A1

www.trevorhewett.co.uk

Dr. No: Lnk.1 240 A