


**General**  
 Drawings prepared for local authority. Any electrical, heating installation, joinery items, finishes, and fittings to be instructed by the client. The clients are to satisfy themselves that any third parties or public services will not affect the proposal. These drawings have been prepared on the understanding that work will not commence on site prior to the granting of planning permission and building reg approval. All drawings are copyrights and may not be used in conjunction with other projects



**CDM REG 2015**  
 These drawings have been prepared on the understanding that work will not commence on site prior to the granting of planning permission and building Reg approval. At this point the designers work is complete, hence the designer of this drawing will not be acting as the principle designer in terms of health and safety. Under the new regulations, both the client and the building contractor will have health and safety responsibilities and will need to prepare a construction phase plan for the scheme, the construction phase plan for the scheme should include risk assessment and method statements for elements of the works such as excavations, buried services, risk of electrocution, working at height, lifting and handling, etc. should you require guidance, please see HSE website.



Rev	Description	Date

STATUS: PLANNING PURPOSE OF ISSUE: PLANNING

**For Enquiries:-**

PROJECT  
 Abbey Rose, May Lodge Drive,  
 Newark, NG22 9DE

TITLE  
 FIRST FLOOR PLAN

CLIENT  
 MARK CONNELL

DRAWN BY Author	CHECKED BY Checker	DATE 07/24/20
SCALE (@ A1)		PROJECT NUMBER 0331

DRAWING NUMBER A101	REV
------------------------	-----