

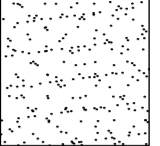

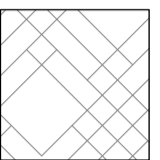
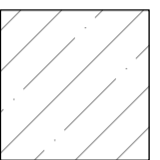
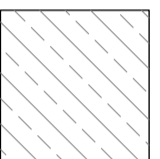
The following risks are identified as unusual or unfamiliar to a competent contractor

CONSTRUCTION RISKS
There are no significant or unfamiliar risks

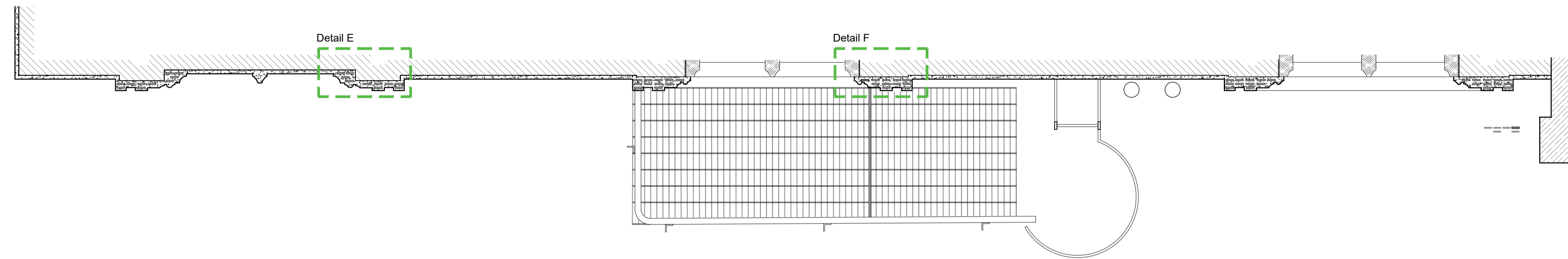
DEMOLITION RISKS (FUTURE)
There are no significant or unfamiliar risks

It is assumed that all work will be carried out by a competent contractor working, where appropriate, to an approved method statement

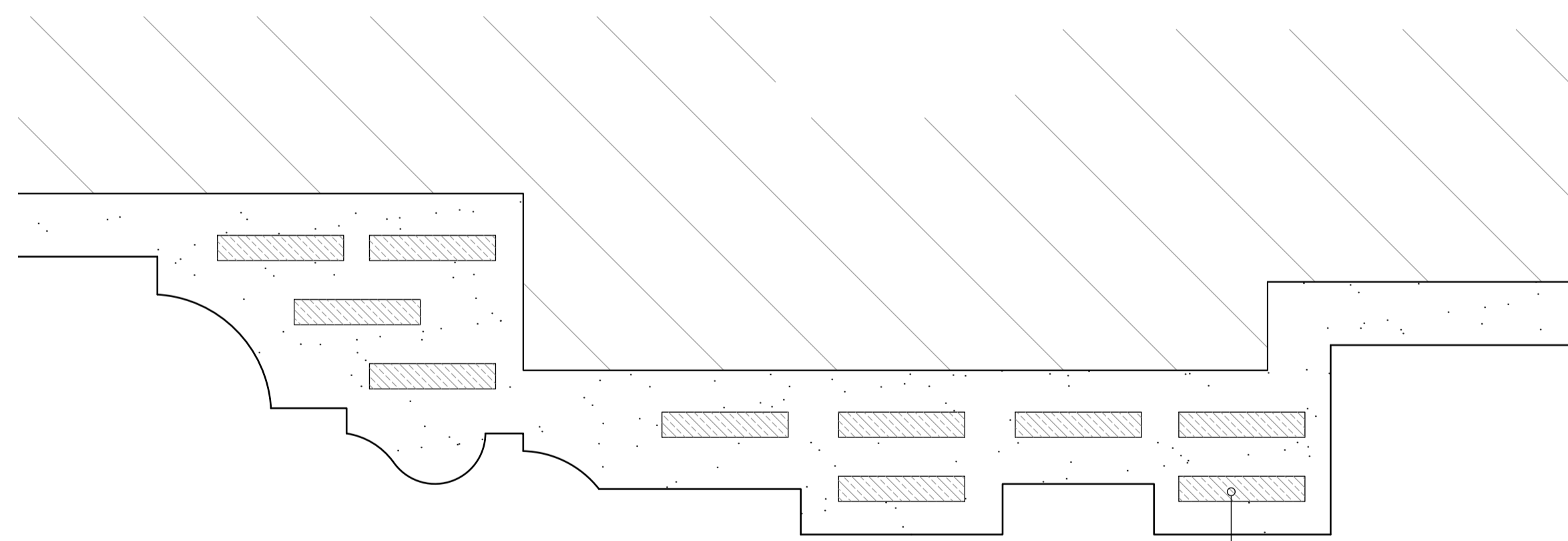
Key:

-  - Render
-  - Brickwork
-  - Timber
-  - Stonework
-  - Red clay tile shard packers within render

Note:
Render thickness and depths to masonry substrates are assumed.

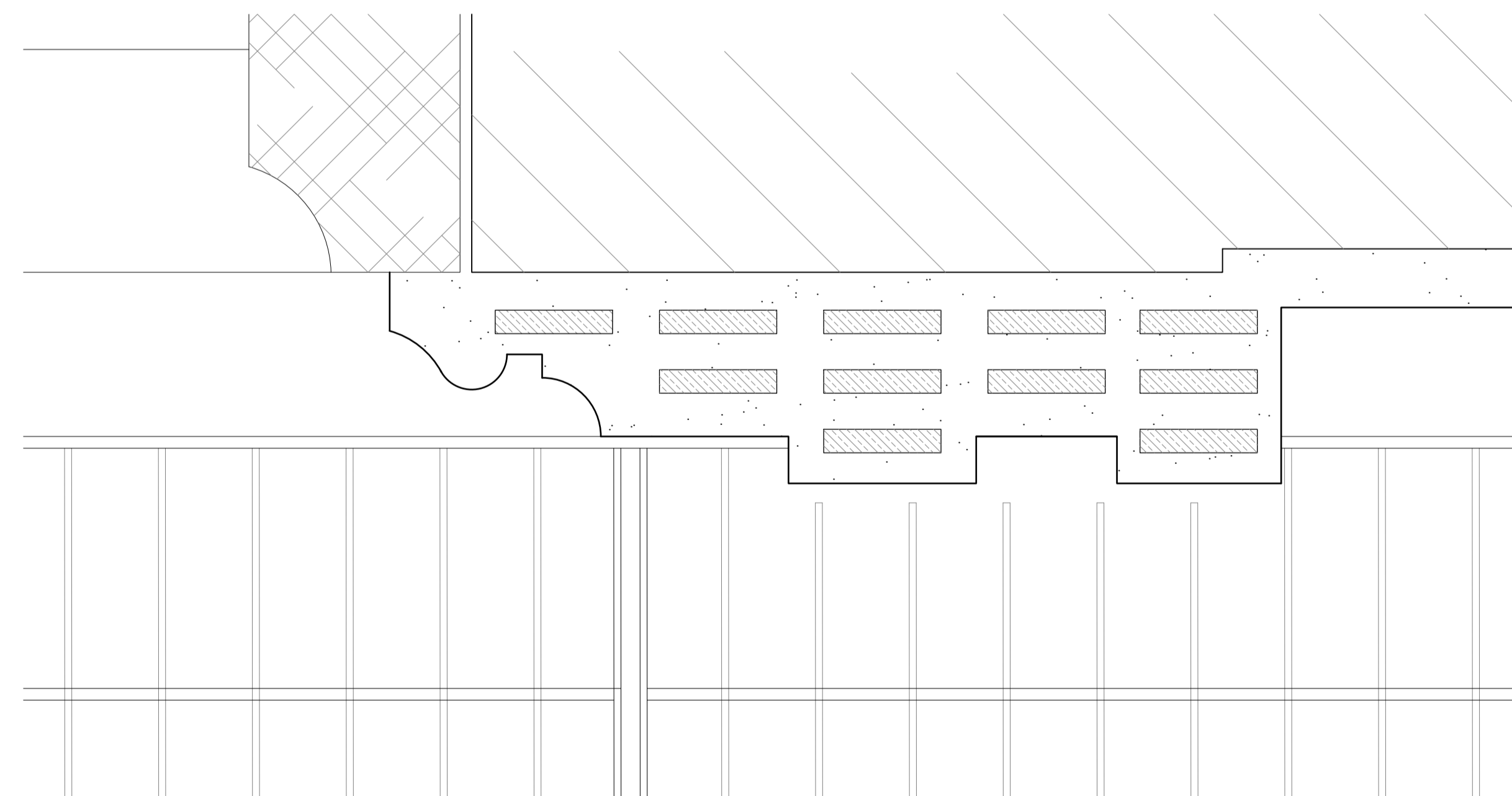


Section 3 as Existing (Second Floor Gantry Plan)
Scale 1:20



Positions of red clay tile packers within render are assumed.

Detail E as Existing
Scale 1:2



Detail F as Existing
Scale 1:2



REV	DETAILS	DATE	CHECKED



Highclere Castle - Render Repairs

West Wing - Second Floor as Existing
Highclere Estate

LISTED BUILDING CONSENT

ISO 9001 REGISTERED	ISO 14001 REGISTERED	The copyright of this drawing and design is vested in the Architect and must not be copied or reproduced without written consent. All dimensions given are to be verified on site by the responsible contractor. Do not scale dimensions from this drawing.	DRAWING NO 4007-007 REV DATE JH SPF As Shown @ A1 SCALE As Shown @ A1
------------------------	-------------------------	---	---

