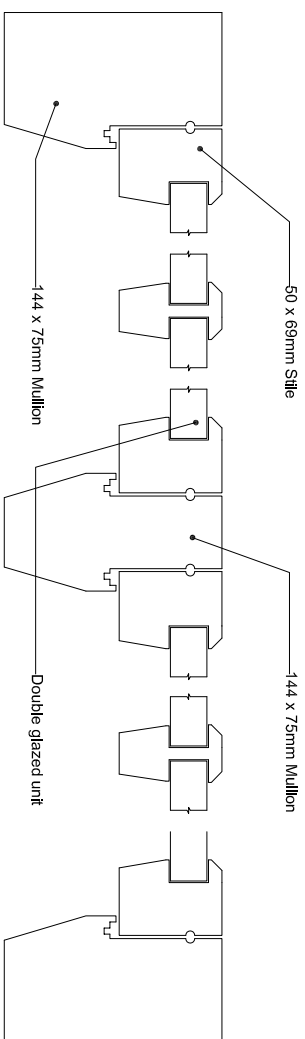
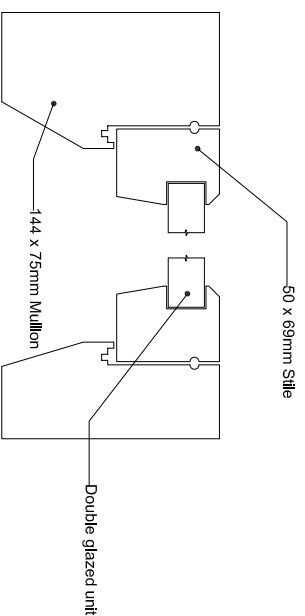


NOTE:  
 - THE DRAWING HAS BEEN PRODUCED FOR TOWN PLANNING PURPOSES.  
 - THE OS EXTRACT HAS BEEN PROVIDED BY OTHERS.  
 - ANY DISCREPANCIES, ERRORS OR OMISSIONS ARE TO BE REPORTED TO THE AGENT IMMEDIATELY.  
 - DRAWING INDICATES GENERAL ARRANGEMENT OF THE SCHEME AND IS NOT TO BE USED AS A CONSTRUCTIONAL / WORKING / SHOP DRAWING IN ANY SUCH WAY.  
 © COPYRIGHT IS ARCHITECTURE



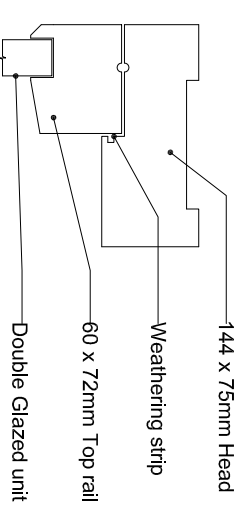
Typical Window Section  
 Scale 1:5

Purpose made timber Windows sections.  
 Hardwood painted

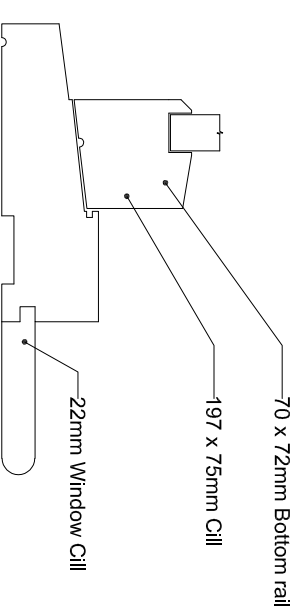


Typical Window Section  
 Scale 1:5

Proposed Joinery Details (To be approved by planning)  
 Scale: 1:5@A3



Typical Window Section  
 Scale 1:5



FOR APPROVAL

Rev.	Description	Date	CHd
	DO NOT SCALE FROM THIS DRAWING. THE CONTRACTOR SHALL CHECK AND VERIFY ALL DIMENSIONS ON SITE AND REPORT DISCREPANCIES IN WRITING TO US ARCHITECTURE BEFORE PROCEEDING WORK. ALL DIMENSIONS IN THIS DRAWING ARE UNLESS OTHERWISE STATED. DRAWING STATUS AS INDICATED BELOW.		

© COPYRIGHT. THE COPYRIGHT IN THIS DRAWING IS VESTED IN US AND NO PART OF IT IS TO BE REPRODUCED OR TRANSMITTED IN ANY FORM OR BY ANY MEANS, OR BE LOANED, RENTED, COPIED, REPRODUCED, OR OTHERWISE USED IN ANY MANNER WITHOUT THE WRITTEN PERMISSION OF US ARCHITECTURE. PERMISSION IS GRANTED TO ANY OTHER PARTY WHEREBY PROVISION OF COPIES OR ORIGINALS OR OTHERWISE UNLESS AGREED IN WRITING.

**Client:**  
 Mr & Mrs Pyce

**Project:**  
 Conversion of outbuilding,  
 proposed pond and greenhouse,  
 reinstatement of gate to boundary.

**Address:**  
 The Chapter House  
 School Lane  
 Wingham  
 Kent

**Drawing Title:**  
 Proposed Joinery Details  
 (To be approved by Planning)

Drawn By :  
 Date : Aug 2023  
 Scale: 1:50@A3

**Luke Strange Ltd**  
 Architectural Design Planning  
 Email: [info@lukestrange.co.uk](mailto:info@lukestrange.co.uk)  
 Tel: 07949 72525

**Drawing No:** 537 / 10  
**Rev:**