












Notes
 This drawing is © GPM2 Design Ltd. and is not to be copied, reproduced or re-distributed either in whole or in part without the prior written permission of the originator or until such time as an assignable license is granted.
 The originator shall have no responsibility for any liability, loss, cost, damage or expense arising from or relating to any use of this document other than for its intended purpose on this project.
 This drawing shall be read in conjunction with all other relevant drawings, specifications and associated documentation. Any discrepancies, errors or omissions are to be reported to the originator before proceeding with work.
 All dimensions are to be checked on site by the contractor prior to proceeding with any works or preparing shop/manufacturers drawings.

Residual Risks **Where noted on drawing with this symbol**

In addition to the hazard/risks normally associated with the types of work detailed on this drawing take note of the above. It is assumed that all works on this drawing will be carried out by a competent contractor working, where required, to an appropriate method statement. All materials, workmanship and components must comply with the relevant British Standards, codes of practice, accredited details and any manufacturers



Rev	Date	Description
P0	20/06/2023	
P1	22/06/2023	Stage 2 Proposal
P2	03/08/2023	Planning Issue

-  Listed Buildings
-  Existing Building / Structure
-  Existing Outbuilding / Shed / Temporary Structure
-  New Build Dwelling
-  Hardstanding / Road / Paving
-  Private Garden / Lawn / Amenity
-  Planting
-  Reinforced Grass
-  Existing Tree (As Survey)

PLANNING

GPM2 ARCHITECTURE DESIGN
 ARCHITECTURE & DESIGN • CHARTERED BUILDING SURVEYORS • PROJECT MANAGEMENT • PLANNING & DEVELOPMENT •
 Coach House Mews | Oxen Park | Bishops Cleeve | Notts | CT7 0BH
 01643 288010 • info@gpm2.co.uk

Client	
Project	Berkeley House Site Development Lynsted Lane Sittingbourne
Drawing Description	Site Layout As Proposed
view scale @ A3 -	1:200
Drawn by:	
Drawing No.	411
Status	03
PLANNING	P2

Site Layout | As Proposed | 1:200

