

# INTEGRA 61 GREENFIELD

Installation : TESLA CHARGING AREA LIGHTING

Project number : RV2P031

Customer : TESLA

Processed by : RV2 POWER

Date : 29.08.2023

Project description:

DESIGN CRITERIA

20 Lux, 0.4 Uniformity

The following values are based on exact calculations on calibrated lamps, luminaires and their arrangement. In practice, gradual divergences can occur.

Guarantee claims for luminaire data are excluded.

Relux and the luminaire manufacturers accept no liability for consequential damage and damage which is occasioned to the user or to third parties.

Object : INTEGRA 61 GREENFIELD  
Installation : TESLA CHARGING AREA LIGHTING  
Project number : RV2P031  
Date : 29.08.2023

# 1 Luminaire data

## 1.1 TamLite Lighting, CITY RLB T4 (CTRB400T4NWBPC)

### 1.1.1 Data sheet

Manufacturer: TamLite Lighting



**CTRB400T4NWBPC Road lanterns CITY RLB T4**  
CITY RLB T4 - Road lantern - 40W - 4000K - Fixed output - Photocell

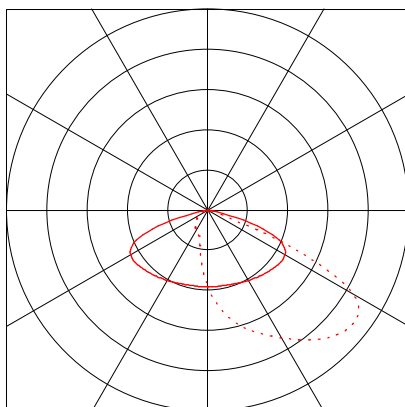
#### Luminaire data

Absolute Photometry  
Luminaire efficacy : 100 lm/W  
Classification : A30 ↓100.0% ↑0.0%  
CIE Flux Codes : 32 68 96 100 100  
UGR 4H 8H : 34.6 / 17.7  
Control gear : LED Driver  
Power : 40 W  
Luminous flux : 4000 lm

#### Equipped with

Quantity : 1  
Designation : LED  
Colour :  
Socket : N/A

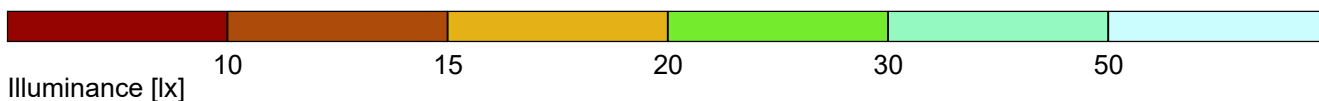
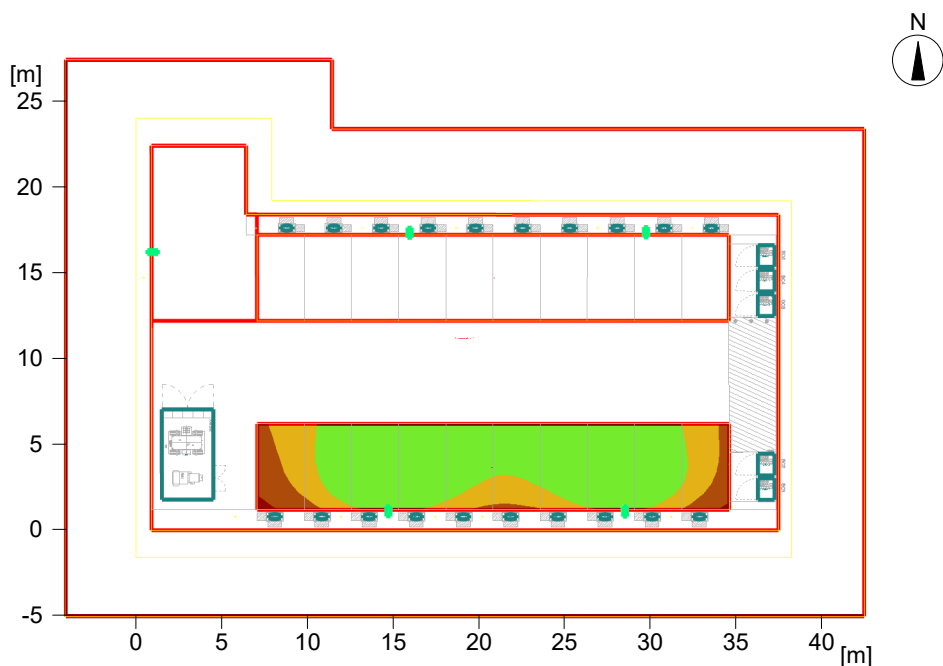
Dimensions : 595 mm x 230 mm x 190 mm



## 2 Exterior 1

### 2.1 Summary, Exterior 1

#### 2.1.1 Result overview, Measuring area 1



#### General


Calculation algorithm used	Average indirect fraction
Height of evaluation surface photometric centre height. [m]:	0.00 m
Maintenance factor	6.00 m
	0.80

Total luminous flux of all lamps	20000 lm
Total power	200 W
Total power per area (1381.43 m <sup>2</sup> )	0.14 W/m <sup>2</sup>

#### Illuminance

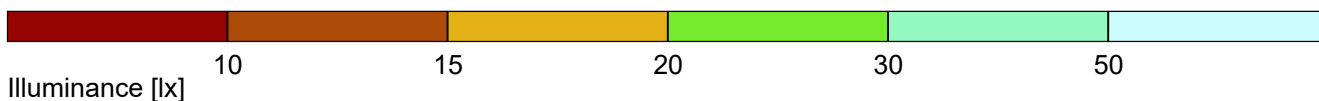
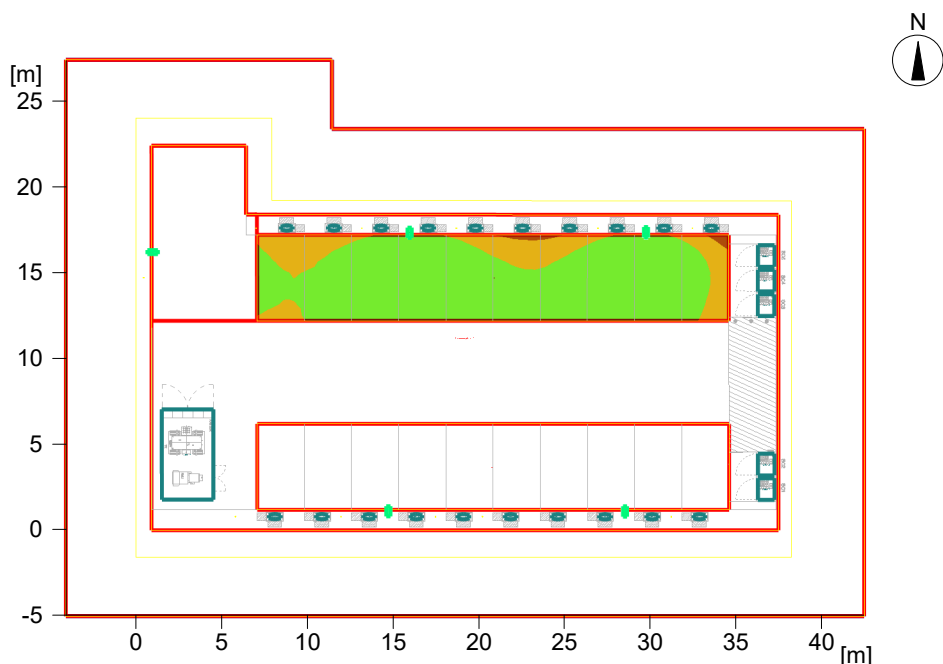
Average illuminance	Eav	20.7 lx
Minimum illuminance	Emin	8.8 lx
Maximum illuminance	Emax	28.1 lx
Uniformity U <sub>o</sub>	Emin/Em	1:2.36 (0.42)
Diversity U <sub>d</sub>	Emin/Emax	1:3.2 (0.31)

#### Type No.\Make

7	5	<b>Tamlite Lighting</b>
	Order No.	: CTRB400T4NWBPC
	Luminaire name	: CITY RLB T4
	Equipment	: 1 x LED 40 W / 4000 lm

## 2.1 Summary, Exterior 1

### 2.1.2 Result overview, Measuring area 2



#### General



Calculation algorithm used	Average indirect fraction
Height of evaluation surface photometric centre height. [m]:	0.00 m
Maintenance factor	6.00 m
	0.80

Total luminous flux of all lamps	20000 lm
Total power	200 W
Total power per area (1381.43 m <sup>2</sup> )	0.14 W/m <sup>2</sup>

#### Illuminance

Average illuminance	E <sub>av</sub>	21.6 lx
Minimum illuminance	E <sub>min</sub>	12.9 lx
Maximum illuminance	E <sub>max</sub>	27.8 lx
Uniformity U <sub>o</sub>	E <sub>min</sub> /E <sub>m</sub>	1:1.67 (0.6)
Diversity U <sub>d</sub>	E <sub>min</sub> /E <sub>max</sub>	1:2.15 (0.46)

#### Type No.\Make

7	5	<b>Tamlite Lighting</b>
		Order No. : CTRB400T4NWBPC
		Luminaire name : CITY RLB T4
		Equipment : 1 x LED 40 W / 4000 lm

## 2 Exterior 1

### 2.2 Calculation results, Exterior 1

#### 2.2.1 3D pseudo colours, View 1 (E)

