








**KEY**

-  Existing Structure
-  Proposed Structure
-  Assumed Boundary Line
-  Removals
-  Details Above (e.g. rooflight, bulk head)
-  Details Below (e.g. walls below)
-  Details Ground Drainage
- CH-XXXX** Ceiling Height (mm)
- sqm** Area of Room (square metres)



Rear Elevation  
As Proposed - Scale 1:100

**NOTES :**

© COPYRIGHT - SIGNATURE BUILDINGS Ltd.

All dimension should be checked on site prior to works commencing.

Variations in squareness, depth of plaster etc, must be checked for. Where new walls are shown as aligned with existing walls, physical removal of brickwork and / or plaster to establish the actual position of the wall being attached to must be checked.

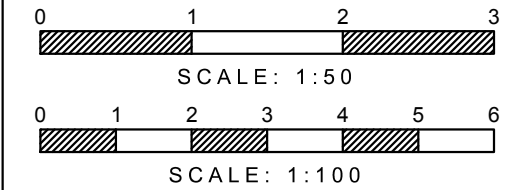
Any discrepancies should be reported in writing immediately.

When printing off PDF's, check that the drawings are printed to correct paper size and scale.

Documents should be used as to the drawing status described Property owner to ensure that all aspects of the "party wall etc., act 1996" are complied with prior to any works commencing on site.

These drawings are not to be re-drawn, copied or sold unless permission has been given by SIGNATURE BUILDINGS Ltd.

**SCALE BARS :**



**PLEASE NOTE:**

1:100 = 1CM IS 1M  
1:50 = 1CM IS 0.5M



WWW.SIGNATUREBUILDINGS.CO.UK

INFO@SIGNATUREBUILDINGS.CO.UK

SITE FINDING - DESIGN - PLANNING - DEVELOPING

**PROJECT DESCRIPTION :**

**Two Storey Side Extension and Internal Alterations**

**SITE ADDRESS :**

**10 Henderson Place, Hertford, SG13 8GA**

**DRAWING TITLE :**

**Proposed Rear Elevation**

**PROJECT STATUS :**

**Full Planning**

**DRAWN BY :**

**T.A.K**

**CHECKED BY :**

**L.P.**

**DATE :**

**August 23**

**DRAWING NUMBER :**

**P5**

**REVISION :**

**0**

**DRAWING SCALE :**

**1:100 @ A3**