








KEY

-  Existing Structure
-  Proposed Structure
-  Assumed Boundary Line
-  Removals
-  Details Above (e.g. rooflight, bulk head)
-  Details Below (e.g. walls below)
-  Details Ground Drainage
- CH-XXXX** Ceiling Height (mm)
- sqm Area of Room (square metres)



Side Elevation
As Proposed - Scale 1:100

NOTES :

© COPYRIGHT - SIGNATURE BUILDINGS Ltd.

All dimension should be checked on site prior to works commencing.

Variations in squareness, depth of plaster etc, must be checked for. Where new walls are shown as aligned with existing walls, physical removal of brickwork and / or plaster to establish the actual position of the wall being attached to must be checked.

Any discrepancies should be reported in writing immediately.

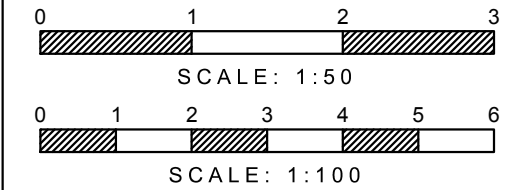
When printing off PDF's, check that the drawings are printed to correct paper size and scale.

Documents should be used as to the drawing status described

Property owner to ensure that all aspects of the "party wall etc., act 1996" are complied with prior to any works commencing on site.

These drawings are not to be re-drawn, copied or sold unless permission has been given by SIGNATURE BUILDINGS Ltd.

SCALE BARS :



PLEASE NOTE:
1:100 = 1CM IS 1M
1:50 = 1CM IS 0.5M



WWW.SIGNATUREBUILDINGS.CO.UK
INFO@SIGNATUREBUILDINGS.CO.UK

SITE FINDING - DESIGN - PLANNING - DEVELOPING

PROJECT DESCRIPTION :

Two Storey Side Extension and Internal Alterations

SITE ADDRESS :

10 Henderson Place, Hertford, SG13 8GA

DRAWING TITLE :

Proposed Side Elevation

PROJECT STATUS :

Full Planning

DRAWN BY :

T.A.K

CHECKED BY :

L.P.

DATE :

August 23

DRAWING NUMBER :

P6

REVISION :

0

DRAWING SCALE :

1:100 @ A3