

1. Drawings must not be scaled; work only to figured dimensions.
2. Drawings must be read in conjunction with all other relevant drawings, schedules and specifications for this project.
3. All dimensions to be checked on site before and during construction by the Contractor.
4. Shop drawings of manufactured items must be approved by the Architect before work is put in hand.
5. The Architect must be notified of any discrepancies immediately.
6. If in doubt, ask!

revisions

ID	description	drawn	date
	PLANNING SUBMISSION	app	26/04/2021
a	PLANNING SUBMISSION, adjustments	app	07/05/2021
b	PLANNING SUBMISSION, adjustments II	app	28/05/2021
c	Technical Design	app	13/01/2022
d	Technical design II	app	25/01/2022
e	Technical design III	app	28/01/2022
f	Stage 1 Tender	app	04/05/2022
g	NMA application	app	01/09/2023

changes

CH013	Opening repositioning
CH014	New opening

drawing status

PLANNING

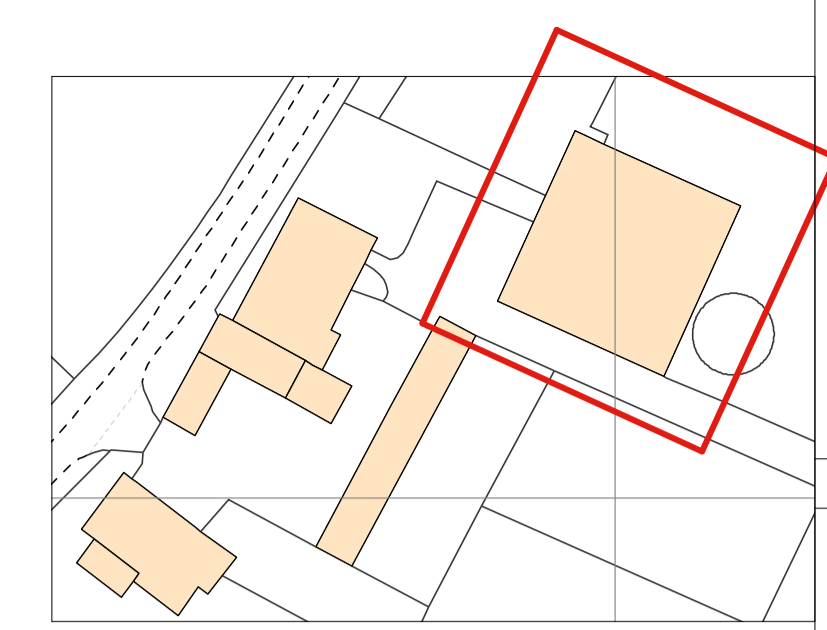


IF THE ABOVE DIMENSIONS DO NOT MEASURE FOUR CENTIMETERS BY ONE CENTIMETER (4 cm x 1 cm) EXACTLY, THIS DRAWING WILL HAVE BEEN ENLARGED OR REDUCED, AFFECTING ALL LABELED SCALES.

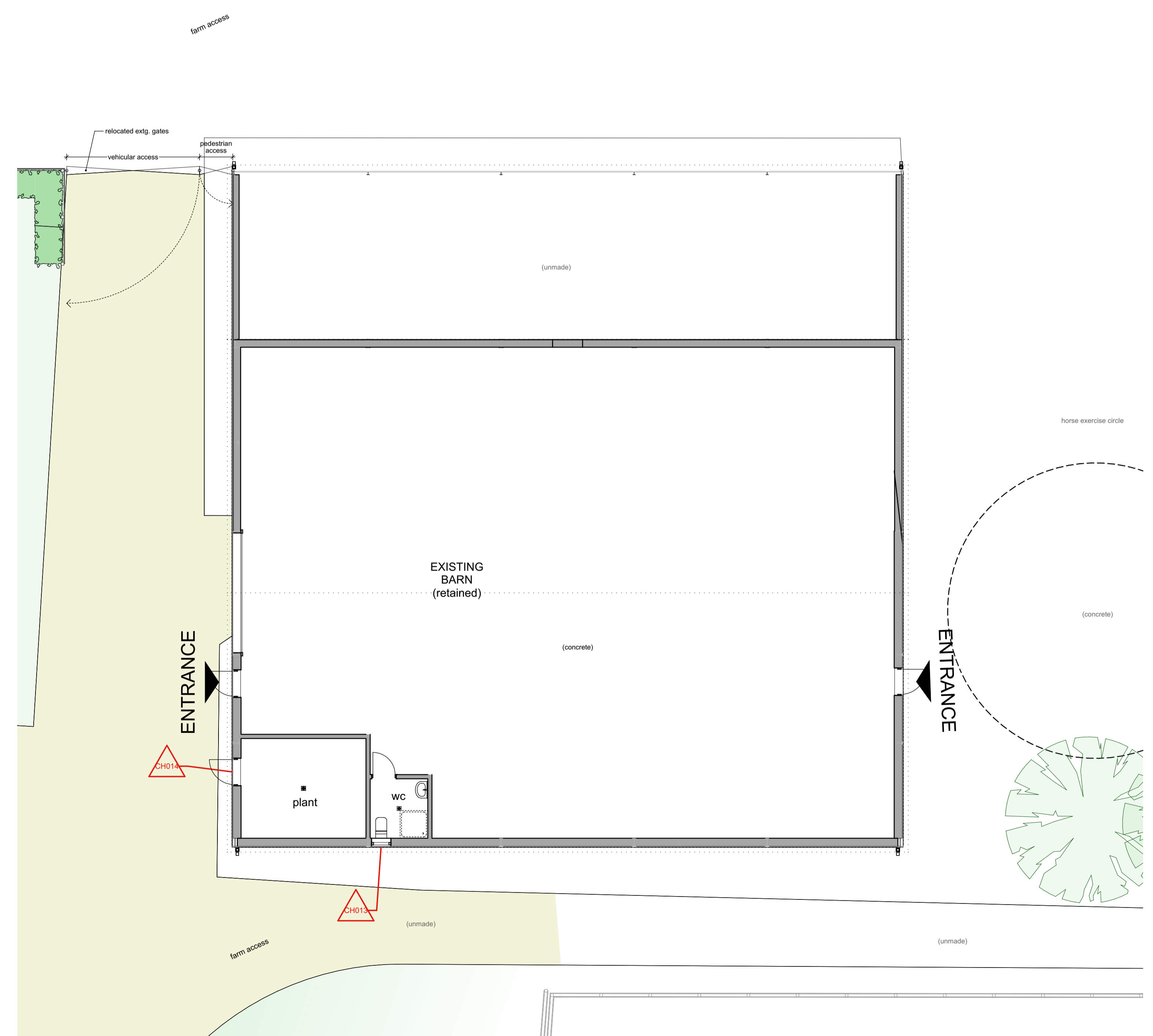
project name
**Stephen Aldersley & Michael Loveridge
New 5-bedroom House**
Duck End Farm
Park Lane
Cambridge CB23 8DB

date: 01/09/2023
scale: AS NOTED
drawn: app
paper: A1

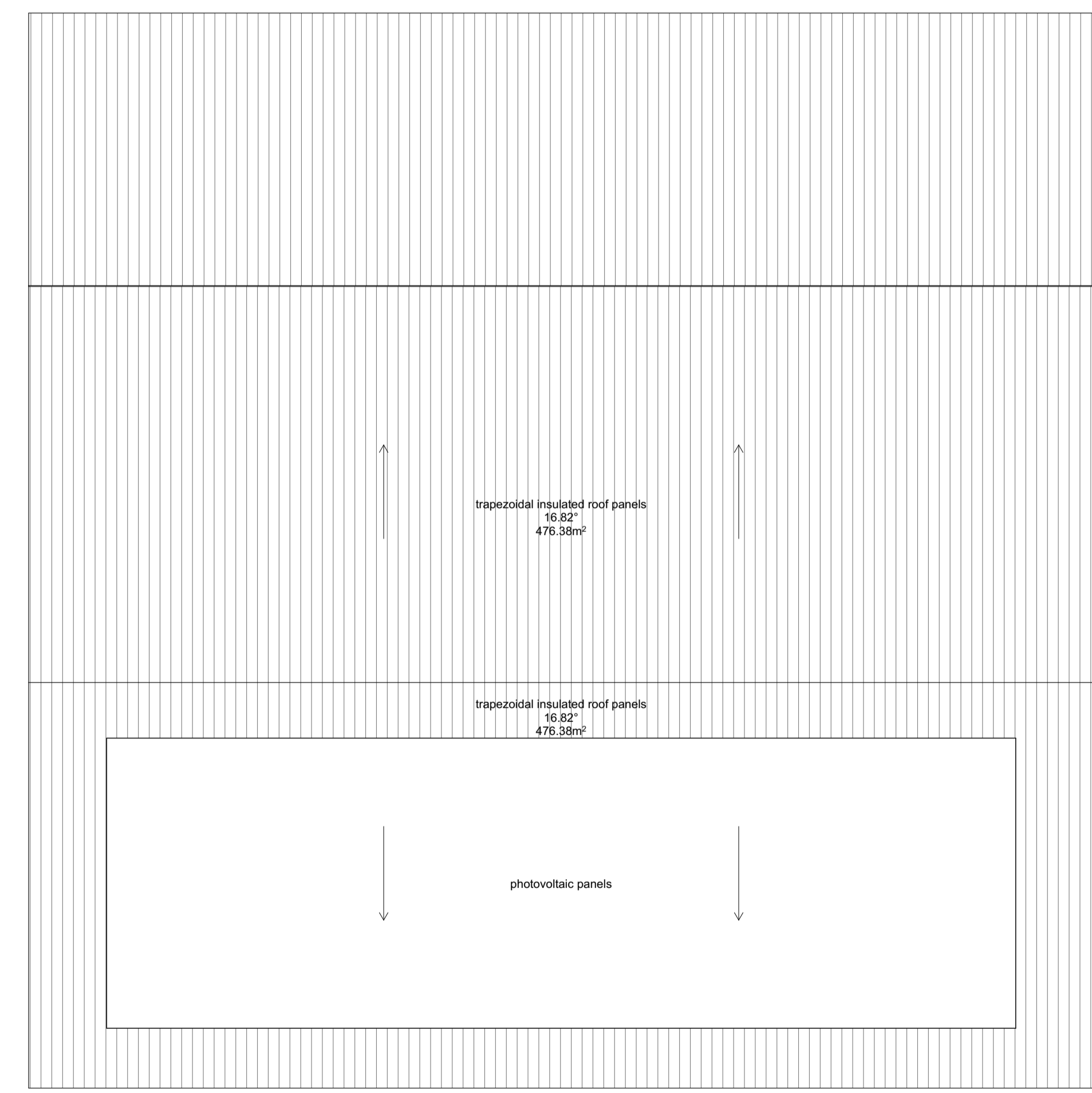
project number drawing number revision
0488 112 g



Key Plan (1:1000)



Ground Floor Plan - Proposed
1:100



Roof Plan - Proposed
1:100