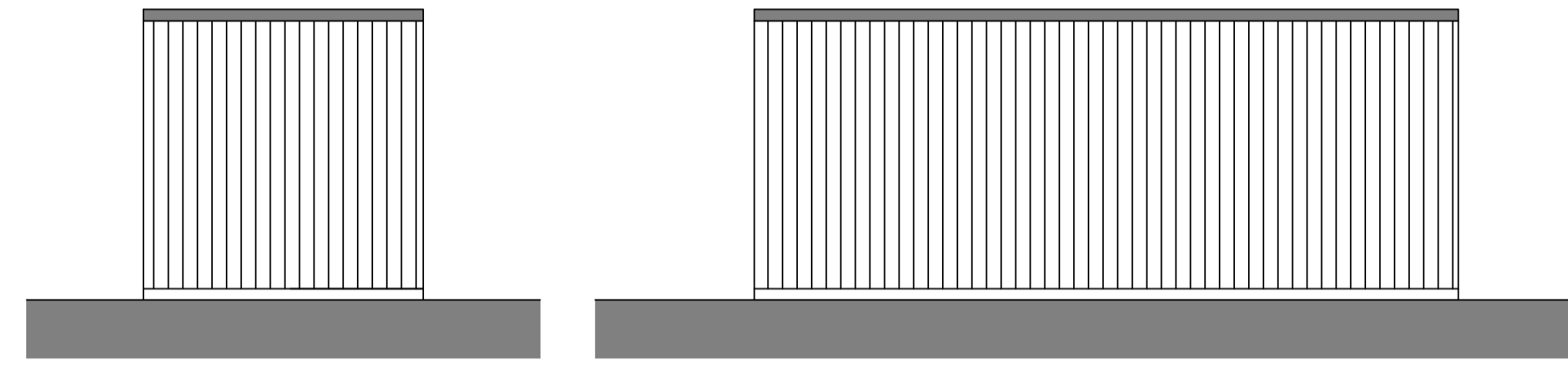



PROPOSED TREES				
Abb.	Name	Height / spread	Girth	Qty.
Ac	Acer campestre	300-350 cm	10-12 cm	-
Msy/	Malus sylvestris	300-350 cm	10-12 cm	-
Pp	Prunus padus	300-350 cm	10-12 cm	-
Ca	Corylus avellana	150-175 cm	5-6 cm	-
la	Ilex aquifolium	150-175 cm	5-6 cm	-



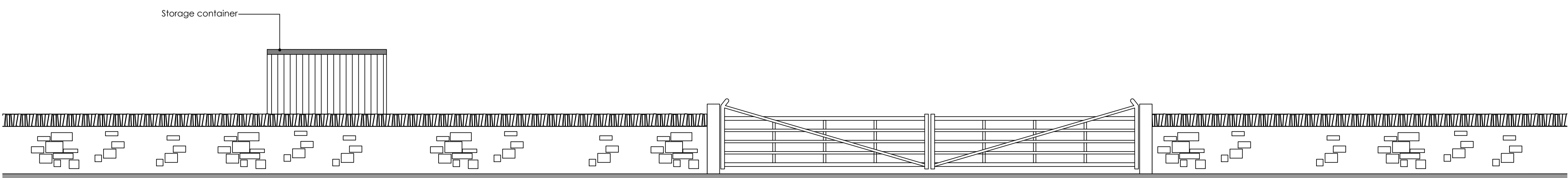
SITE PLAN AS PROPOSED (1:200 @ A1)



PROPOSED MATERIALS
Light grey satin finish to roof
natural timber cladding to walls



STORAGE CONTAINER PLAN & ELEVATIONS (1:50 @ A1)



SITE ELEVATION 'A' AS PROPOSED (1:50 @ A1)

REV	DATE	BY	AMENDMENTS
Ascent Design + Architecture m. 07402664505 e. info@ascentdesign.uk			
DATE:	SCALE:	DRAWN BY:	
AUG 2023	AS INDICATED	OPR	
DWG TITLE:			
PROPOSED SITE PLAN, ROOF PLAN AND GARAGE ELEVATIONS			
PROJECT:			
QUARRY HOUSE			
DWG No.	A100		Rev. P1