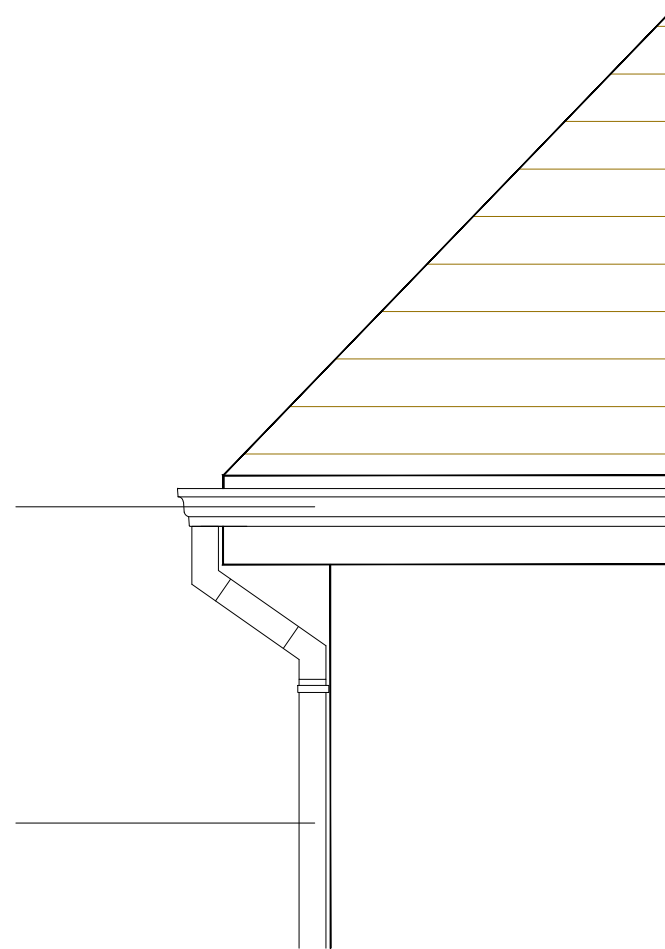
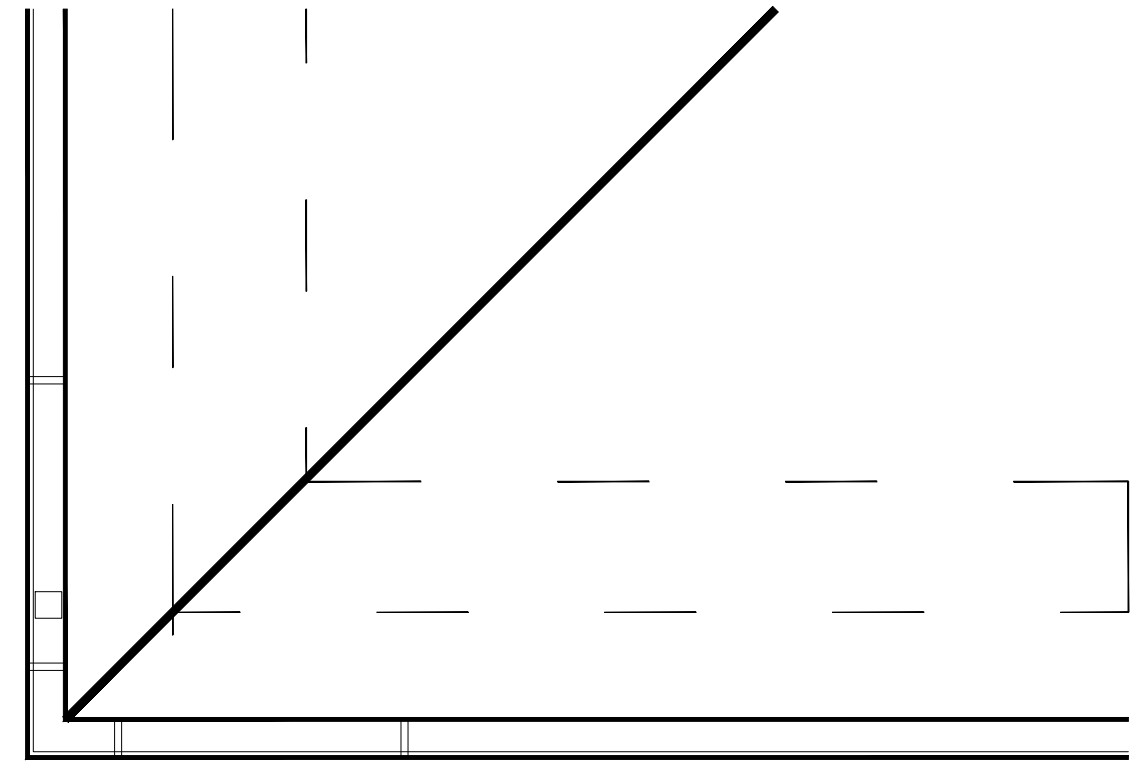


ALUMINUM GUTTER WITH CONCEALED BRACKET

ALUMINUM DOWN PIPE



TYPICAL GUTTER ELEVATION

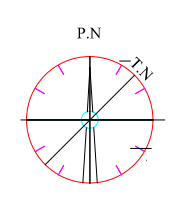


TYPICAL GUTTER /ROOF PLAN

REVISION

DATE	REV.	DESCRIPTION	DRAWN BY	CFD	AUTH.

THE ARCHITECT SHALL OWN THE COPYRIGHT IN THE ORIGINAL WORK PRODUCED IN THE PERFORMANCE OF THE SERVICES AND GENERALLY ASSERTS THE ARCHITECT'S MORAL RIGHTS TO BE IDENTIFIED AS THE AUTHOR OF THIS WORK. NO PART OF ANY DESIGN BY THE ARCHITECT MAY BE REPRODUCED OR TRANSMITTED IN ANY FORM OR BY ANY MEANS, ELECTRONIC OR MECHANICAL, INCLUDING PHOTOCOPYING, RECORDING, OR BY ANY INFORMATION STORAGE AND RETRIEVAL SYSTEM, WITHOUT THE ARCHITECT'S WRITTEN CONSENT. THE ARCHITECT SHALL NOT BE LIABLE IF THE DRAWING IS MODIFIED OR OTHERWISE USED FOR ANY PURPOSE OTHER THAN THAT FOR WHICH IT WAS PREPARED, IF AT ANY TIME THE CLIENT IS IN DEFAULT OF PAYMENT OF ANY FEES OR OTHER AMOUNTS PROPERLY DUE, THE ARCHITECT MAY SUSPEND FURTHER USE OF THE LICENSE ON GIVING 7 DAYS' NOTICE OF THE INTENTION OF DOING SO. NO DIMENSIONS TO BE SCALED FROM THIS DRAWING, THE ARCHITECT MUST BE INFORMED OF ANY DISCREPANCY ON THE DRAWINGS.



CLIENT ADDRESS		CLIENT NAME:		AUTHORIZED BY	DATE
Mr Nagi HOMEWOOD FARM LANE LOUDWATER		Mr Nagi		Mr Nagi	DEC 2018
SITE ADDRESS		DRAWING TITLE:		LOCATION	
Mr Nagi HOMEWOOD FARM LANE LOUDWATER		LAYOUTS		THREE RIVERS	
PROJECT STAGE		DISCIPLINE		DRAWING STATUS	
1025	PROP.	AR	020	A1	PROPOSAL
DRAWING NUMBER		DRAWING SHEETS		SCALE	
-		-		A1- 1:10 A3- 1:20	