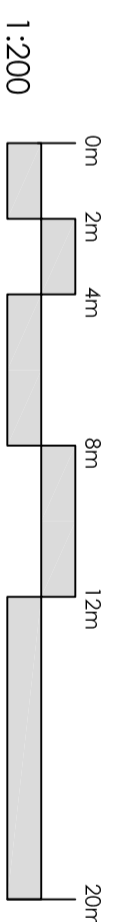


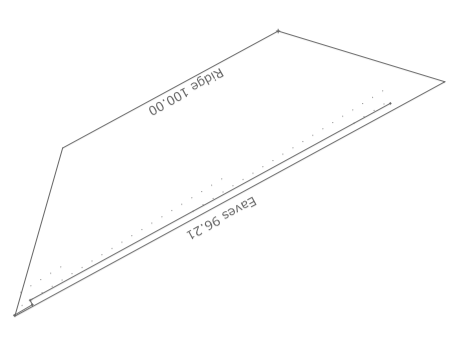
CONTRACTORS MUST CHECK ALL DIMENSIONS ON SITE. ONLY FIGURED DIMENSIONS TO BE WORKED FROM. DISCREPANCIES MUST BE REPORTED TO THE DESIGN OFFICE BEFORE PROCEEDING.

Block walls 2.2m H  
Eaves 2.5m H  
Ridge 100.00  
Eaves 96.21













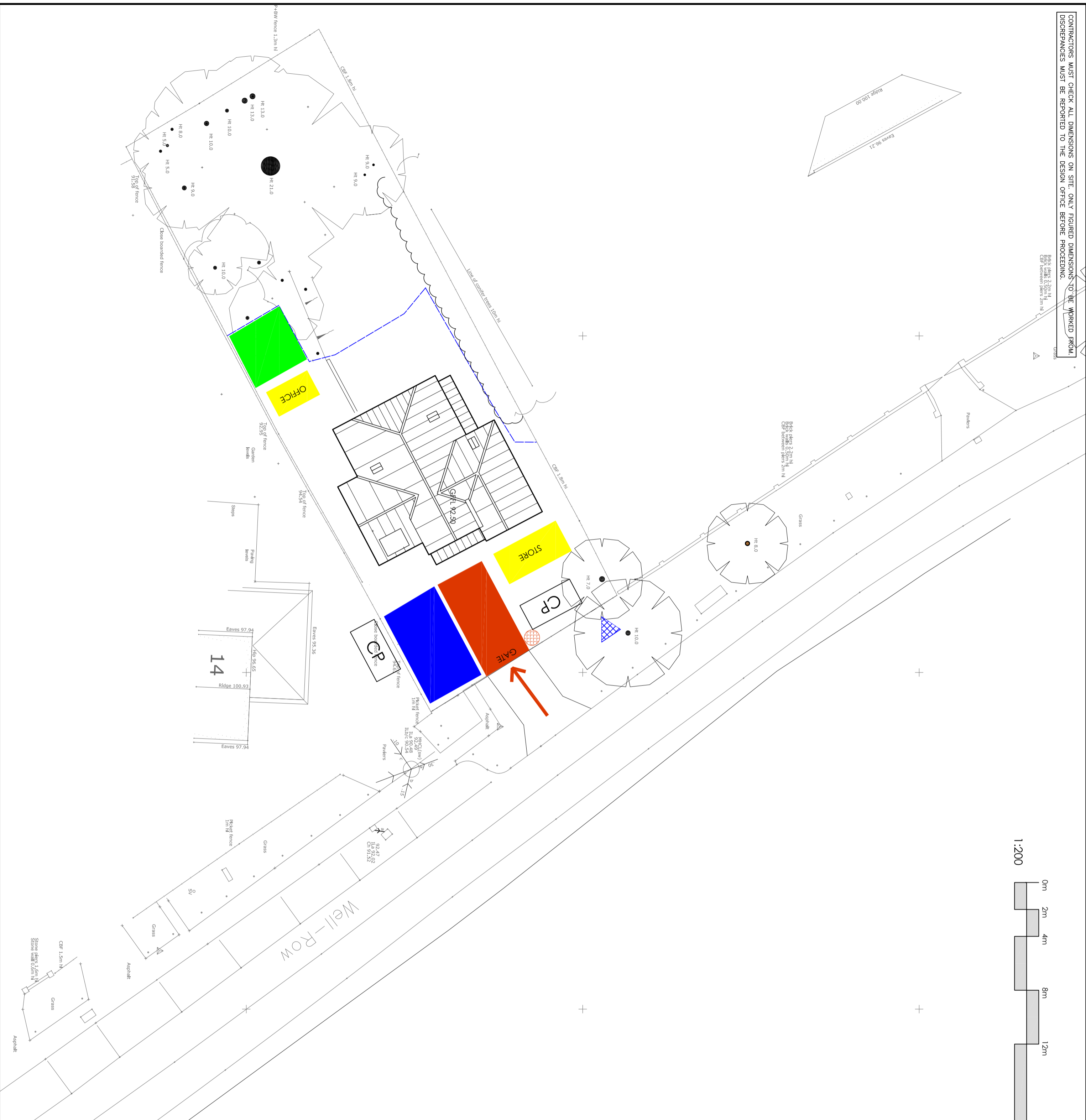
1:200

208600N1



**KEY**

-  TREE PROTECTION FENCING
-  SECURITY FENCING TO SITE FRONTAGE (HERAS)
-  POINT OF ACCESS TO SITE
-  WHEEL WASH POINT WITH KARCHER J4 JET WASH
-  FIRE ASSEMBLY POINT
-  DELIVERY OFF LOADING POINT
-  MATERIAL STORAGE AREA
-  LIGHT WEIGHT MATERIAL STORAGE AREA
-  WELFARE FACILITIES
-  CAR PARKING



208650N1

**DRAWING REVISIONS**

Rev	Date	Details
A	10-10-23	Scale Bar Added

**MWS Architectural Ltd**  
ARCHITECTURAL CONSULTANT

Tel/Fax: 01353 665 352  
Email: mark@mwsarchitectural.co.uk

Project:  
**PROPOSED NEW DWELLING  
LAND OFF WELL ROW  
BAYFORD**

Drawing:  
**Construction Management Plan**

Drawing File Location:  
DRAWING-FILE-LOCATION

Drawn by: MWS  
Scale: 1:200  
Date: 30-05-22

This drawing is @ copyright protected.  
All dimensions to be checked on site.  
Any discrepancies to be reported to  
the Architect immediately.  
This drawing should not be scaled.

Drawing no: **491/CMP/01**  
Revision **A**