



Risk Assessment / Method Statement (RAMS)

Removal of Non-Notifiable Asbestos Materials at the following site address:
Rest & Welcome Public House, The Street, Haultwick SG11 1JF.

**Suite 49 Solar House,
915 High Road,
North Finchley,
London,
N12 8QJ**

**Removal Start Date: To be advised
Email: info@aceasbestos.com
Contract No: ACE8692
Telephone: 020 300 20447**

This RAMS has been read and understood by the undersigned supervisor and the supervisor has passed this information on to the operatives engaged on this project

It is the supervisor's responsibility to make any necessary amendments where applicable to produce a damage report where applicable and to report any problems with the plant and equipment

When onsite remember to:

Be safety conscious

Maintain a high standard of work

Report any incidents that may affect the health and safety of you or anyone else working on site

Show due consideration to other operatives working in the same area

Not smoke or play loud music

Follow codes of practice

Be always clean and tidy on the work premises



1.0 DETAILS OF CONTRACT

1.1 Client Details	To be advised
---------------------------	---------------

1.2 Relevant Contact Details Plan of work prepared by: Position Site Supervisor Number of Staff on Site	Jamie Thomas Contracts Coordinator Dave Ritchie xxxxxxxxxx
--	---

1.3 Contract Site Times	
Shift details	xxx
Date for set up / removal	xxxxxxxxxx
Date for cleaning & clearing site	xxxxxxxxxx

2.0 SCOPE OF WORK AND RISK ASSESSMENT

Description of work	Removal of asbestos containing materials (ACMs)
Description of removal method	Controlled low-pressure application of surfactants and removal agents will be used prior to the asbestos containing materials being handled. All materials being removed will be double bagged/wrapped and taped closed before being removed from site.

Removal method

Work Sequence	Supervisor to <input checked="" type="checkbox"/> upon completion
<ol style="list-style-type: none"> 1. Restrict access to areas of removal works with plastic sheeting and warning signs. 2. Spray area of work with fibre suppressant. 3. Carefully remove ACMs, double bag / wrap & tape closed. 4. Clean areas using damp rags and a Class H Vacuum Cleaner. 	<input checked="" type="checkbox"/>

Extent of asbestos to be removed (waste bag equivalents)	xxx doubled bags and xx plastic sheet wrap, disposable overalls, filters, and towels
Person responsible for amendments to Plan of Work	Site amendments will be undertaken by the supervisor

3.0 CONTROL MEASURES

3.1 Expected exposure after applied control measures	Not more than 0.1 fibres per cubic centimetre
---	---

3.2 Description of Control Measures applied	<ol style="list-style-type: none"> 1. Careful handling techniques and controlling fibre release. 2. Reduction of exposure at source by the application of fibre suppression techniques utilising a mix of water spray and surfactant (ratio of 1 to 10) 3. The use of Personal and Respiratory Protective Systems 4. Wrapping all ACMs in double plastic sheeting and clearly labelled sacks.
--	---

3.3 Personal Respiratory Protection	
Site Preparation	Half Mask with P3 Filter and safety factor of 20
Removal	Half Mask with P3 Filter and safety factor of 20

3.4 Overalls	
Site Preparation	Blue / Disposable
Removal	Blue / Disposable

3.5 Certification arrangements	
Self Certification	Yes

4.0 METHOD OF WORK FOR REMOVAL

4.1 Additional precautions	None
-----------------------------------	------

4.2 Work Sequences
<p>01: Closing off area and identifying the working zone by signage and warning tape and using plastic sheeting will restrict access to the working area.</p> <p>02: Using handheld tools to remove the ACMs, working in a controlled manner to avoid breakage.</p> <p>03: Any residual debris will be removed, and all areas thoroughly cleaned.</p> <p>04: The supervisor will conduct a thorough visual examination. Once satisfied he will sign the self – certificate removal statement.</p>

4.3 Schedule of Tools/Equipment	No.	Notes
Handheld tools	3 - 4	Tools to be removed from site at finish
Class H Vacuum Cleaner	1	
All other equipment	Various	

OTHER RELEVANT SITE-SPECIFIC INFORMATION

4.4 Waste disposal method
<i>A vehicle is used to transport the waste to a licensed waste transfer station.</i>

5.0 H & S RISK ASSESSMENT


Activity	Hazards	P	S	Risk rating L/M/H	Control measures	P	S	Controlled risk rating L/M/H	Comments & follow up actions
Working at Heights, in ceiling voids or on fragile roofs	N/A								
Confined spaces	N/A								
Lone working	No				Teamwork				
Self-locking door spaces	N/A								
Removing asbestos containing materials	Exposure to airborne fibres during removal	3	6	M	Full use of RPE & PPE	1	6	L	
Working on operable machinery or plant	N/A								
Moving equipment and vehicles	N/A								
Chemical hazards	N/A								
Electrical hazards	N/A								
Biological hazards	N/A								
Noise hazards	N/A								
Hot surfaces or environments	N/A								
Cold surfaces or environments	N/A								

P = Probability 1. Remote 2. Unlikely 3. Possible 4. Likely 5. Probable 6. High	S = Severity of occurrence 1. Negligible 2. Minor injury 3. First aid 4. Reportable injury 5. Major injury 6. Death	Risk rating = P x S L = 1 – 9 M = 10-18 H = 19 - 36 L/M/H = Low, Medium, High
--	--	---

6.0 REMOVAL STATEMENT OF SATISFACTORY COMPLETION

Site Address
Rest & Welcome Public House, The Street, Haultwick SG11 1JF
Description of Work
Removal of textured coating containing Chrysotile (white asbestos).
Declaration
<i>I have checked that the asbestos containing materials have been removed and the areas have been cleaned thoroughly. I have inspected the areas to ensure that no visible traces of dust or debris remain. The area can now be reoccupied</i>

Supervisor	Dave Ritchie
Signature	
Date	xxxxxxx

Company Details	Ace Asbestos Ltd Suite 49 Solar House, 915 High Road, North Finchley, London N12 8QJ	 <p>British Occupational Hygiene Society <i>Working for a healthier workplace</i></p>
------------------------	--	---



7.0 PHOTOS

BEFORE REMOVAL

AFTER REMOVAL

ACE ASBESTOS



APPENDIX A: INSURANCE DETAILS

ACE ASBESTOS

22nd September 2022

TO WHOM IT MAY CONCERN

RE: Ace Asbestos Ltd


Occupation – Asbestos Surveying & Non-Licensed Asbestos Removal

We write in connection with the above company and can confirm that insurance cover has been placed on the following basis;

Employers Liability **Insurance Company:**
Policy Number:
Period of Insurance:
Limit of Indemnity:


Public & Products Liability **Insurance Company:**
Policy Number:
Period of Insurance:
Limit of Indemnity:

Professional Indemnity **Insurance Company:**
Policy Number:
Period of Insurance:
Limit of Indemnity:



We trust this is satisfactory but should you require any further confirmation please let us know.

Yours sincerely



For The Company
Kieran Starmer
Account Executive

email
phone



Head Office

Sixth Floor, 12 Sheep Street
Wellingborough
Northamptonshire NN8 1BL

t. 01604 498 300
f. 01604 498 322

Perth Office

Inveralmond Business Ctr
Auld Bond Road
Perth PH1 3FX

t. 01738 627 173
f. 01604 498 322

London Office

123 Minories
London
EC3N 1NT

t. 0207 481 3231
f. 0207 265 1508

On The Web

e. info@bqigroup.com
w. www.bqigroup.com
f. facebook.com/BQIGroup
t. twitter.com/BQI_insurance
l. linkedin.com/company/bqi-group-limited



APPENDIX B: WASTE CONSIGNMENT NOTE

ACE ASBESTOS



Your Safety is Our Concern!