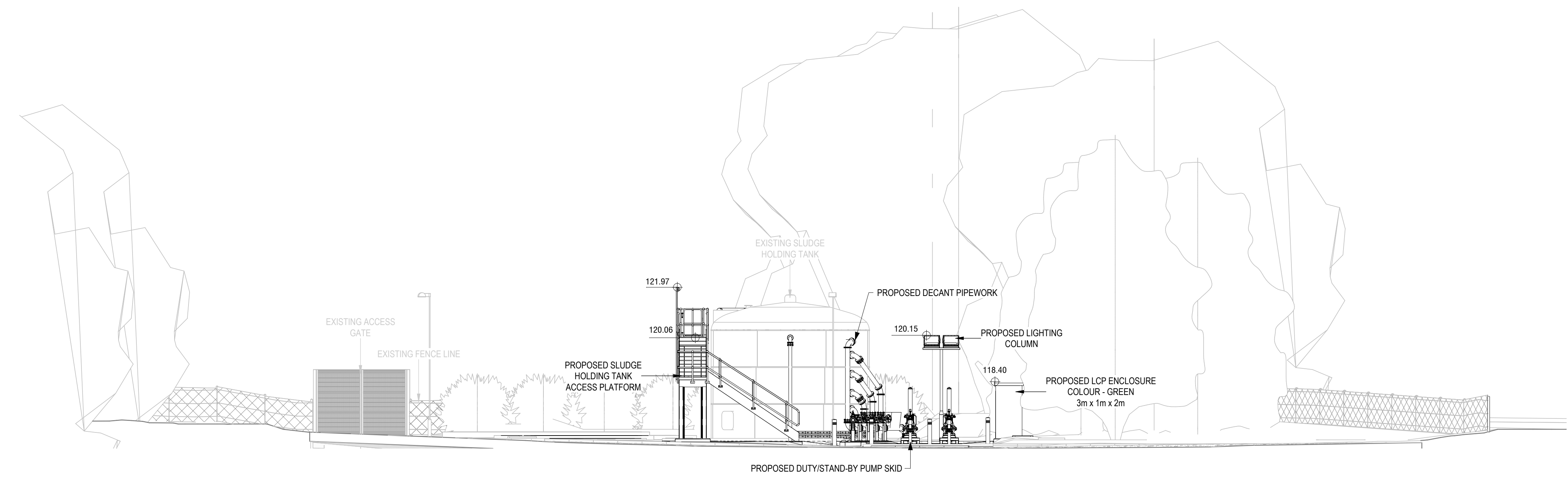
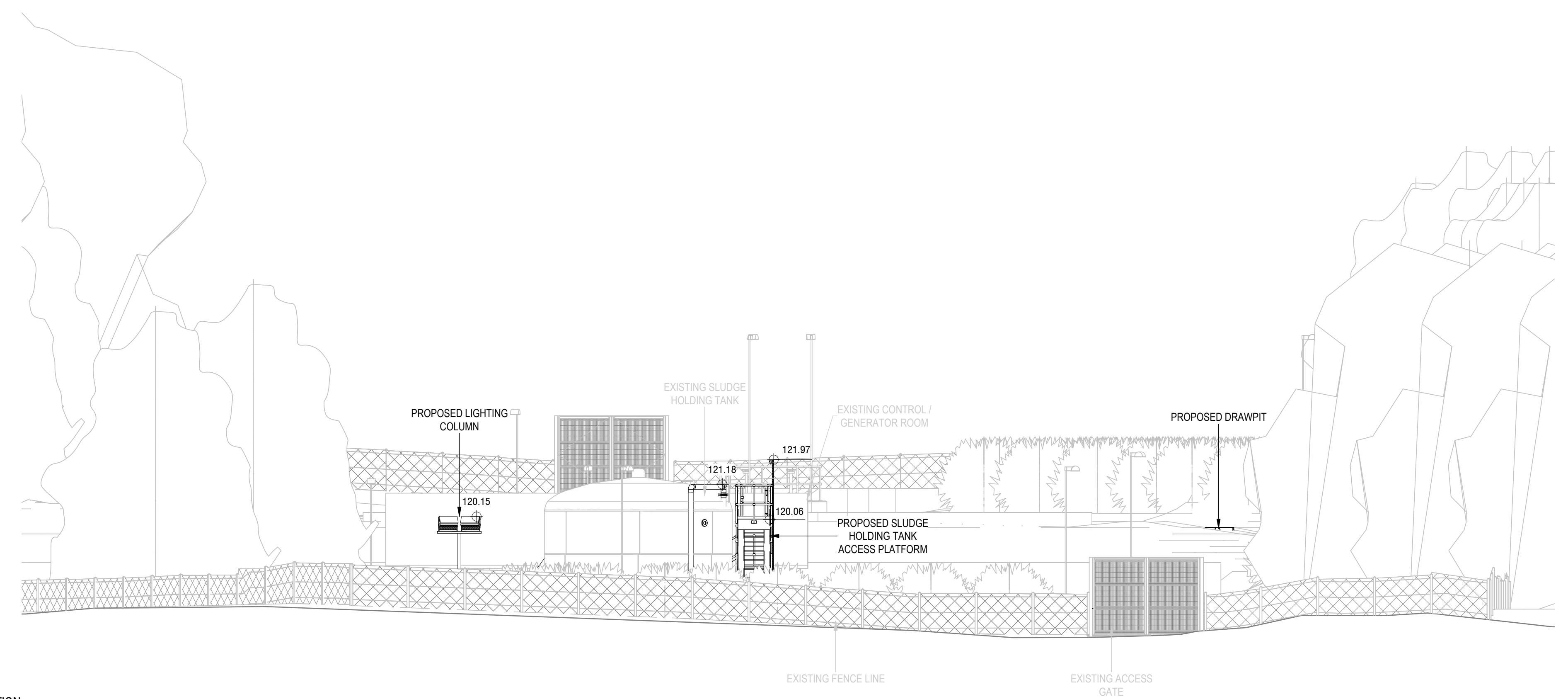


- Notes:
1. ALL LEVELS IN METERS ABOVE ORDNANCE DATUM
 2. ALL DIMENSIONS IN MILLIMETERS UNLESS OTHERWISE STATED
 3. ALL LEVELS AND DIMENSIONS TO BE CONFIRMED BY CONTRACTOR ON SITE PRIOR TO ANY WORKS

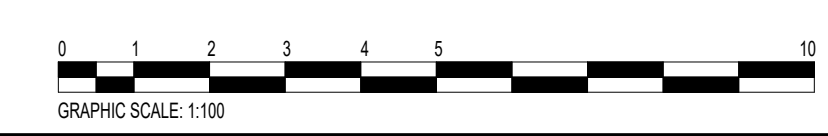


P - E
P-000003
PROPOSED EAST ELEVATION
1:100

PLEASE NOTE:
EXISTING TREE LINE NORTH OF EXISTING SLUDGE TANK
AND PROPOSED WORKS HAS BEEN REMOVED FROM THIS VIEW FOR CLARITY



P - W
P-000003
PROPOSED WEST ELEVATION
1:100



P02	FOR PLANNING	GD	SZW	10.10.23
P01	FOR PLANNING	GY	SZW	24.08.23
Rev	Description	Chk'd	App'd	Date

This drawing is the property of Scottish Water and must not be copied or used for any purpose other than that for which it is supplied without the written consent of Scottish Water.
Copyright © Scottish Water.

Scottish Water
Trusted to serve Scotland

SCOTTISH WATER
CASTLE HOUSE
6 CASTLE DRIVE
CARNEGIE CAMPUS
DUNFERMLINE
FIFE
KY 11 8GG
Tel 0800 0778778

RSE
ROSS-SHIRE ENGINEERING

Muir of Ord Industrial Estate,
Muir of Ord,
Ross-shire,
IV8 7UA.
E-mail: info@ross-eng.com
TEL: 01463 870049
RSE Job No.34452

Originated By G.Dolby	Drawn By P.Devlin	Checked By G.Yuen	Approved By S.Weier
Date 07.07.23	Date 07.07.23	Date 30.08.23	Date 30.08.23
Scale As indicated@A1	Status A8	Substability Published for Gate 90	

Project Title
INSCH STW SLUDGE HOLDING TANK

Drawing Title
PLANNING - PROPOSED SITE ELEVATIONS - SHEET 2 OF 2

ELLIPSE EQUIPMENT No.	5000062177
ELLIPSE PLANT No.	STW001438
AUTOCODE No.	5279480000

Drawing No. 5279480000-RSE-ZZ-ZZ-DR-T-000007	Revision P02
---	-----------------