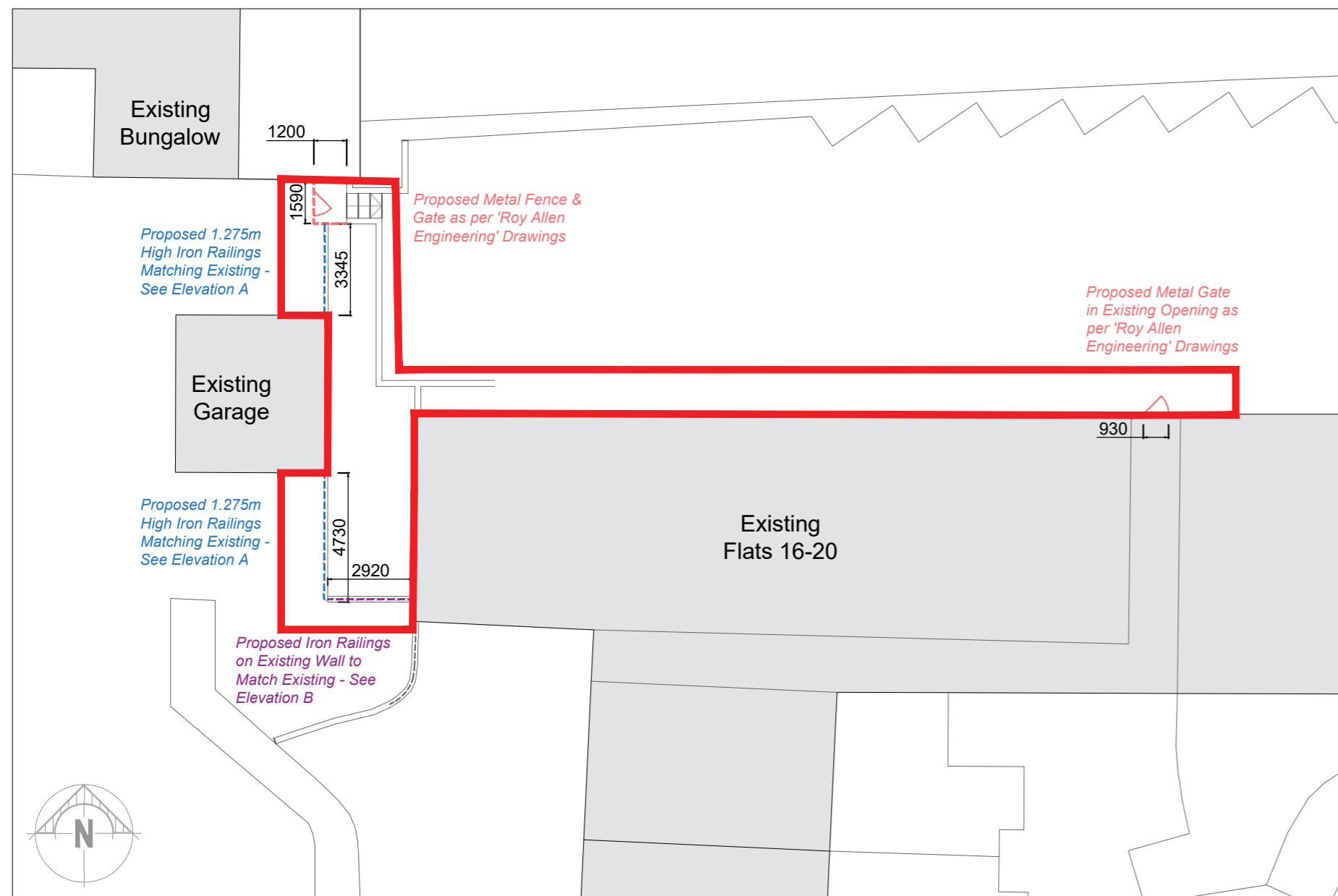


Existing Site Plan 1:200



Proposed Site Plan 1:200



1. Existing Steps



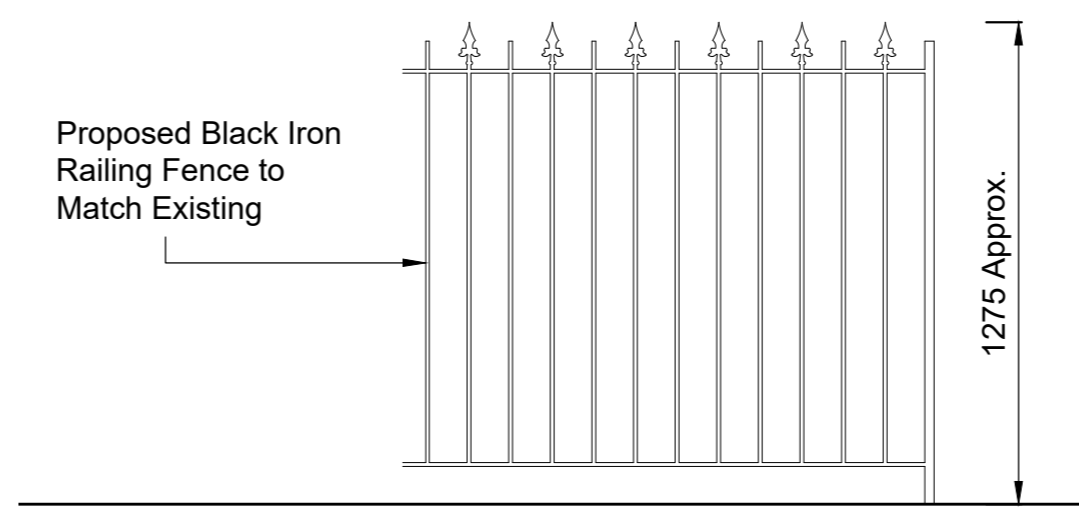
2. Existing Brick Retaining Wall



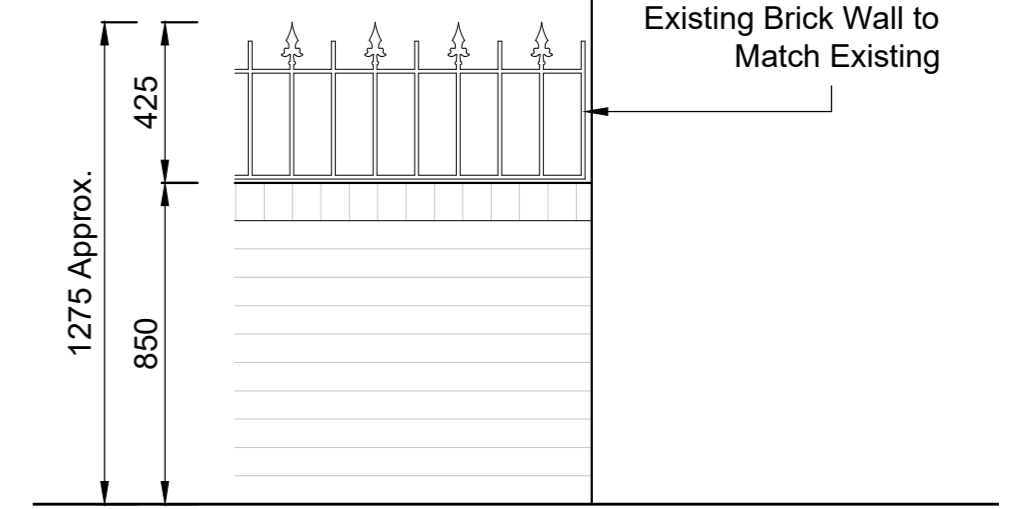
3. Existing Brick Wall with Iron Railings



4. Existing Opening in Wall



Elevation A 1:20



Elevation B 1:20

- This drawing is copyright of the Architects & can only be reproduced with their expressed permission.
 - Written dimensions must be used in preference to scaled. Contractors to check all dimensions on site with discrepancies to be reported to the Architects before proceeding.
 - This document is produced only for the benefit of the employer & cannot be relied upon by any third parties.
 - Drawings issued by KFD on paper, disk or email are controlled to ensure that changes can be recorded and traced.
 - Drawings not to be amended without KFD written consent. KFD are not responsible for unauthorised changes or consequences thereof.
 - This drawing to be checked & read conjunction with all Engineers, Architectural, Service Engineers & any specialist drawings, together with any relevant additional specifications.
 - Construction work to be carried out in accordance with Construction Design Management Regulations (CDM 2015). Client Note: Health & safety is your responsibility.
 - The main contractor is to prepare a construction phase plan before commencing work on site. The contractor is to collate a health & safety plan during work on site ensuring it is kept up to date until works are complete. Alternatively the health & safety plan may be carried out by the principle designer.
 - The main contractor is to carry out the construction work in reference to design risk assessment prepared by KFD.
 - CIL Any necessary assumption of liability & claims for exemption for self build development application forms are to be completed & submitted to the local planning authority before works commence on site.
 - KFD take no responsibility for any financial liability in this respect as this lies with the client.
 - Please contact KFD should you require further assistance.

Rev	Description	Name	Date

This drawing is the copyright of KFD ARCHITECTURE and should not be reproduced without prior consent

Drawn: CH	Checked: CH	Approved: CH
Scale @ A2: as above	Date: Oct 23'	Job No: 1076
Drawing No: 1076-02	Revision:	

Project Title: Proposed Fence & Gate at Cherry Tree Court, Diss IP22 2QW
For: Mr Andrew Stodel
Drawing Title: Existing Site Plan & Photos. Proposed Site Plan & Fencing Details.

KFD ARCHITECTURE

Bellrope View, Rectory Road, Shelvinger, Diss, Norfolk, IP22 2DQ
 Tel: 01379 643945
 Fax: 01379 650655
 Email: info@kfd-architects.co.uk

COMPLETE ARCHITECTURAL SERVICES