

From: RS Construction and Property Services Ltd

Issued to: Thurrock Council

Issue Date: 14th Septemeber 2023

Revision: 1

Project Address: 19 Feenan Highway Tilbury Essex [RM18 8ER]

Application Number: 23/00400/FUL

Work Description: Two Storey New Dwelling.

Proposed Start Date: Sep 2023

Agent Name: AS Construction & Structural Engineering – Naveed

Agent Email: naveed@as-construction.co.uk

Agent Contact No: 02084705355

Proposed Building Materials

Project Address:

19 Feenan Highway Ti

Item	Location	Materials	Description	Colour	Product Code	Supplier
1	All external elevations	External Walls	Pebble Dash Rendering (match existing)	Stone/light	canterbury spa/red/grey flint with white calcium	Selco Builders
2	All external elevations	Windows	PVCu White window frame, double glazing	White	Casement Window Styles	Just Doors Uk
3	Front Elevation	External Doors	2 Panel Composite Front Door in White	White	2 panel	Just Door Uk
4	All external elevations	Gutters	PVCu Black Gutters and down pipes - 125mm Gutter Black	Black	3651060001 -	Selco Builders
5	All external elevations	Soffits Soffit vents Black	PVCu - 225mm - Single Leg White Universal Fascia Board 87mmx 5m	Black Black	477210080 - 100-300mm 477230563	Selco Builders Selco Builders
6	All external elevations	Facia boards	PVCu - white - Hollow soffit board	Black	477200122	Selco Builders
7	Roof Finish	Roof tiles	Renown Roof tiles	Black	999970094	Selco Builders
8	All external elevations	Fences	Closedboard fence panel	brown	324420319 -	Selco Builders
9	All external elevations	Fence Posts	Concrete Posts (2440mm) dug inn	Grey	324460201	Selco Builders
10	Front Street access	Gate	Closedboard Gate Arch Top (1750x900mm)	Brown	70790551	Selco Builders
11	Rear Garden	Soak Away	Core Water Soakaway Crate With Membrane 800 x 500 x 540mm 0.216m ³	Black/N/A	456640077	Selco Builders
12	All external elevations	Surface Drainage	AC HexDrain channel with black Plastic Grating	Black	395600425	Selco Builders
13	Front Elevation	GAS Meter Enclosure	Surface Meter box - White	White	131550045	Selco Builders
14	Front Elevation	Electrical Meter Enclosure	Surface Electric Meter Box - White	White	131550005	Selco Builders

Ibury Essex [RM18 8ER]

Website

<https://www.uk.weber/weberend-one-coat-dash>

[UPVC Windows, Supply Only DIY UPVC Windows \(justdoorsuk.com\)](#)

<https://www.justdoorsuk.com/4-panel-2-square-composite-doors.php>

[125mm Gutter 4m Black | Selco \(selcobw.com\)](#)

[Hollow Soffit Board Black 300mm x 5m | Selco \(selcobw.com\)](#)

<https://www.selcobw.com/soffit-vent-black-87mm-x-5m>

<https://www.selcobw.com/single-leg-black-universal-fascia-board>

[Renown Roof Tile | Roof Tiles | Roofing Supplies | Selco \(selcobw.com\)](#)

<https://www.selcobw.com/closeboard-fence-panel-1829-x-1220mm-6-x-4-fscr>

[Supreme Slotted Concrete Post Intermediate | Selco \(selcobw.com\)](#)

<https://www.selcobw.com/closeboard-gate-arch-top-1750-x-900mm-fscr>

<https://www.selcobw.com/core-water-soakaway-crate-with-membrane-800-x-500-x-540mm-0-216m>

<https://www.selcobw.com/aco-hexdrain-1m-channel-with-black-plastic-grating>

<https://www.selcobw.com/surface-gas-meter-box-white>

<https://www.selcobw.com/surface-electric-meter-box-white>


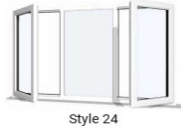



Utility's Incoming Network - Service Provider

Project Address: 19 Feenan Highway Tilbury Essex [RM18 8ER]

Item	Services	Network Provider	Application Date	Application Refence	Installation Date	Elevation on Block Plan	Location Point
1	Water	Thames Water	Sep-23			Front House	Pavement
2	Electrical	National Grid	Sep-23			Front elevation	External Wall
3	Gas	National Grid	Sep-23			Front elevation	External Wall
4	Main sewage	Thames Water	Sep-23			Front elevation	Pavement
5	Telecom	BT Telecom	Sep-23			Front elevation	Pavement

Window schedule

Project Address: 19 Feenan Highway Tilbury Essex [RM18 8ER]

Item	Window Location	Level	Style	Sizes (w)	Sizes (h)	Image	Link-Supplier
1	Front Elevation	Ground floor - Living room	Style 26	1500mm	900mm	 Style 26	UPVC Windows, Supply Only DIY UPVC Windows (justdoorsuk.com)
2	Front Elevation	1st floor- Bedroom	Style 24	1500mm	900mm	 Style 24	UPVC Windows, Supply Only DIY UPVC Windows (justdoorsuk.com)
3	Rear Elevation	Ground floor - Kitchen	Style 19	1000mm	900mm	 Style 19	UPVC Windows, Supply Only DIY UPVC Windows (justdoorsuk.com)
4	Rear Elevation	1st floor bathroom - Obscure Glaze/glass	Style 6	500mm	900mm	 Style 6	UPVC Windows, Supply Only DIY UPVC Windows (justdoorsuk.com)
5	Rear Elevation	1st floor Bedroom	Style	1000mm	900mm	 Style 19	UPVC Windows, Supply Only DIY UPVC Windows (justdoorsuk.com)

Window Specification

UPVC Window Standard Specification

- ✔ BFRC Approved A Rated UPVC Windows.
- ✔ Locking push button window handles (chrome, gold or white).
- ✔ External cill (85mm, 150mm or 180mm).

UPVC Window Optional Features

- ✔ A+ Energy Rating (Soft coat low iron glass & EnergyPlus frame) (+10%).
- ✔ 90 degree fire escape hinges, easy clean hinges or child restrictors for bedroom windows (From £10 per opener).

- ✔ Multipoint Espag roller locking system with two stage night vent lock.
- ✔ Fully sculptured profile.
- ✔ Double glazed 28mm Pilkington EnergiKare energy saving glass (clear or obscure (extra cost)).
- ✔ Black warm edge Edgetech superspacer bar between double glazed units.
- ✔ Internally beaded for maximum security.
- ✔ Fully compliant with the latest Building Regulations.
- ✔ 10 year guarantee.

- ✔ Trickle vents (From £15 each).
- ✔ Shootbolt locking (£10 per opener).
- ✔ Dummy sash/vents - equal sight lines (From £35 per sash).
- ✔ Fit pack - fixing screws, frame & glazing packers (£15).
- ✔ Integral Georgian bars, Astragal bars, square lead or diamond lead (price on request).

Door schedule

Project Address: 19 Feenan Highway Tilbury Essex [RM18 8ER]

Item	Door Location	Level	Style	Sizes (w)	Sizes (h)	Image	Supplier
1	Front Elevation (main front door) 2 Panel 1 Square Glazed Composite Front Door in White	Ground floor	2 Panel	900mm	1950mm		https://www.justdoorsuk.com/grp-order.php?product=2-panel-1-square-glazed-composite-front-door-in-white
2	Rear Elevation (Kitchen)	Ground floor	" pane Sliding Patio Doors	1800mm	1950mm		https://www.justdoorsuk.com/2-pane-patio-doors.php

Match existing render finish & colour

Pebbledash render is a very traditional type of **external render**. It has been used for many years on properties throughout the UK and is an effective exterior coating. The traditional application process starts off exactly the same as Sand and Cement Render. A mixture of sand and cement is applied to the walls that is troweled flat and smooth.



Existing adjacent Property - render finish (Pebbledahs render)



Renown Roof Tile

Match Existing roof Tiles (Black)

[Renown Roof Tile | Roof Tiles | Roofing Supplies | Selco \(selcobw.com\)](#)

