

- 1 Do not scale off this drawing.
- 2 Any discrepancies to be referred to the Architect.
- 3 This drawing is to be read in conjunction with all relevant specifications and other drawings issued by the Architect, and other specialists.
- 4 This drawing is copyright and is not to be reproduced without RRA permission.
- 5 IF IN DOUBT, ASK.

PLANNING ISSUE ONLY

THE CLIENTS ATTENTION IS DRAWN TO THE CDM REGULATIONS AND PARTY WALL ACT.

THE CONTRACTOR IS TO PROVIDE TO THE CLIENT A HEALTH AND SAFETY PLAN FOR THE WORKS

APPROPRIATE ASBESTOS SURVEYS MUST BE UNDERTAKEN PRIOR TO COMMENCEMENT

NO MANHOLES WERE LIFTED THROUGH SURVEYING THE PROPERTY. CONTRACTOR IS REQUIRED TO INSPECT DRAINAGE SYSTEM TO CHECK THEY WORK PRIOR TO COMMENCEMENT

Revision	Description	Date	Check	Rev



RRA Architects Ltd

Unit A7
Elmbridge Court
Gloucester

T 01242 269 374

E info@rraarchitects.com

www.rraarchitects.com

Gloucestershire Hereford Ludlow London
T 01242 269 374 T 01432 278 707 T 01584 519 747 T 02031 300 398

Client :

CLAIRE & TOM STEPHENSON

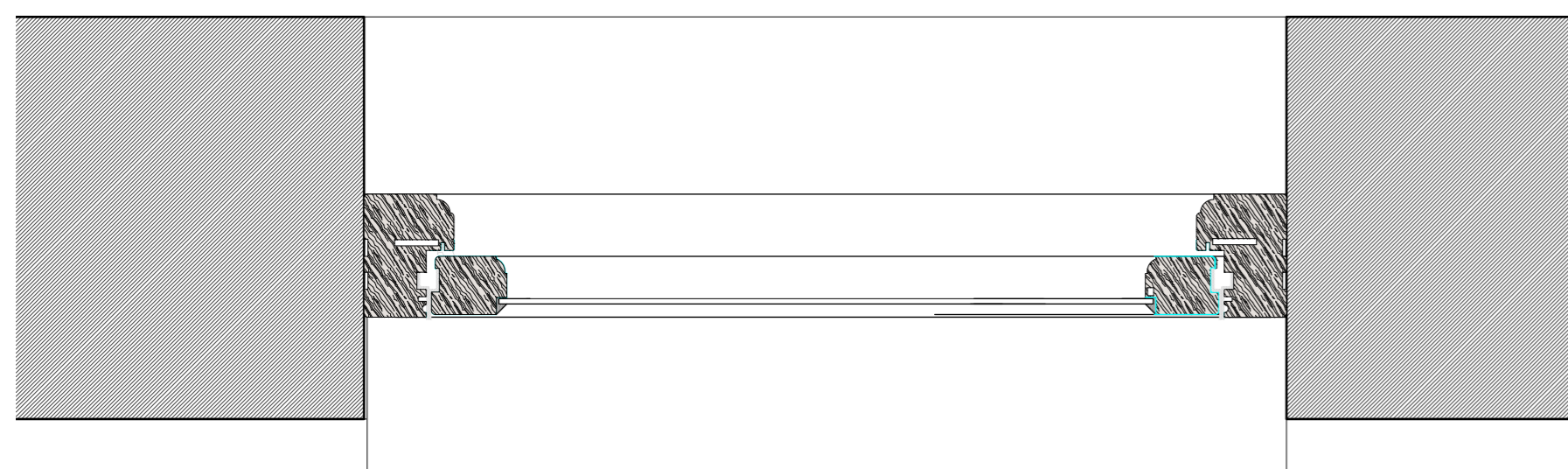
Project :

BRICKHOUSE FARM, FARMHOUSE
CHARGROVE LANE, SHURDINGTON
CHELTENHAM

Drawing Title :

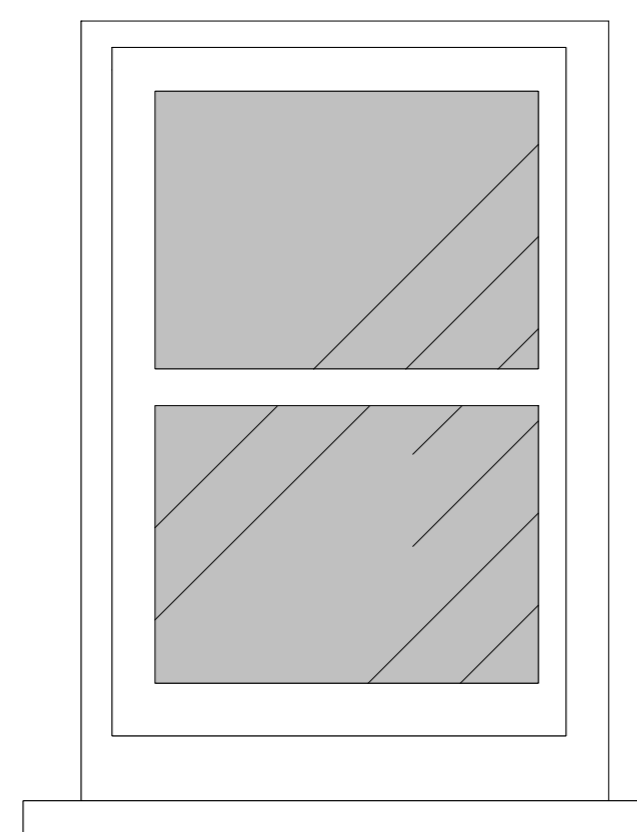
1W-04, 1W05 & 2W-01 WINDOW DETAILS

Status	Date	Drawn By
Planning	July 23	SJB
Drawing No.	Revision	Scale
2396.1P(3)001	-	1:5@A1 / 1:10 @ A3



2 Proposed Timber Window Plan

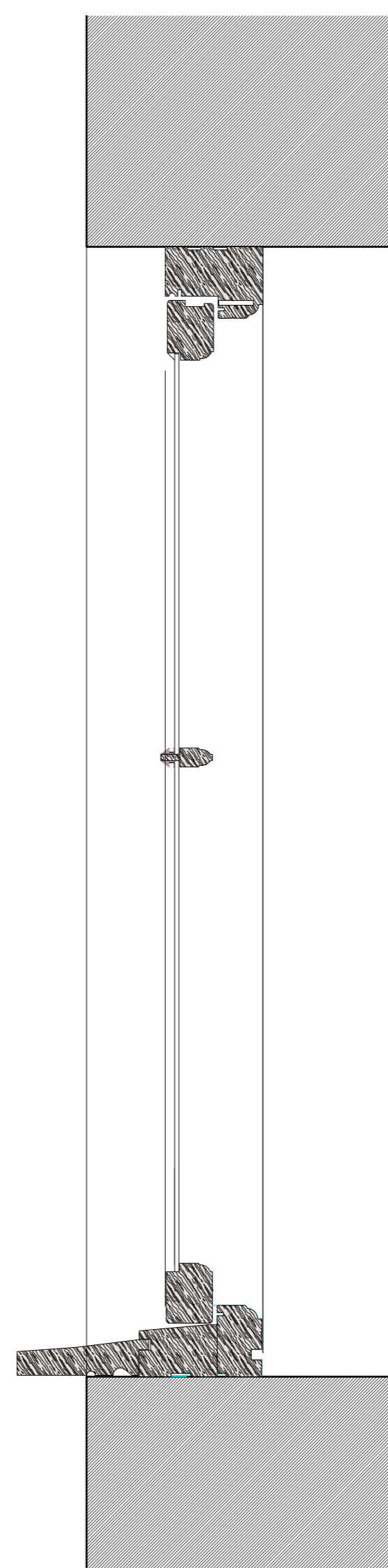
1:5 @ A1 / 1:10 @ A3



Proposed Timber
Casement
Window

1W -04
1W -05
2W -01

Painted in RAL 7016



3 Proposed Timber Window Section

1:5 @ A1 / 1:10 @ A3

1 Proposed Timber Window

1:10 @ A1 / 1:20 @ A3