

Monitoring Details

Provider Name:	My Home Needs Ltd	Monitoring Interval:	4 Weekly
Instruction Date:	15/08/2022	Number of Visits:	12
Reading Date:	27/09/2023	Visits Completed:	11
Date of Issue:	27/09/2023	Visits Outstanding:	1

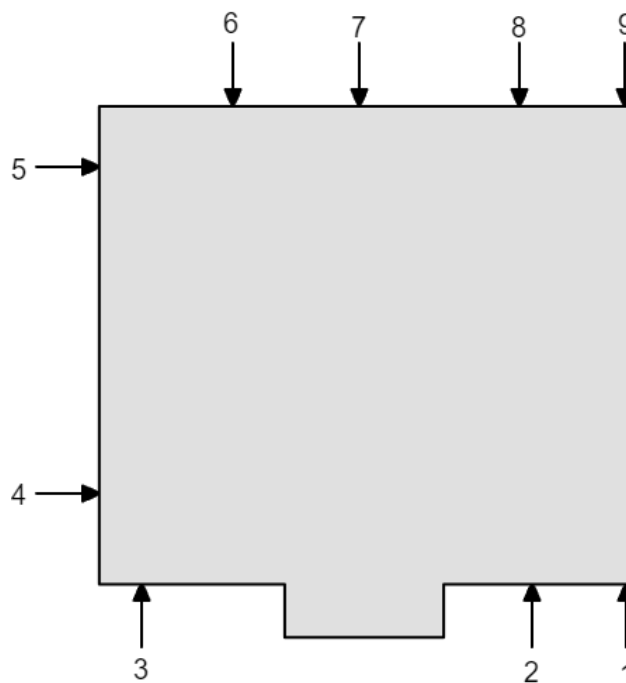
Client Details

Client:	Sedgwick
Job Reference:	9236859

Monitored Address

Occupier:	M
Address:	Redlands, St Marys Road, Worcester Park, KT4 7JL
Telephone:	/

Site Plan



Level Readings (Displayed in metres)

Visits	1	2	3	4	5	6	7	8
24/08/2022	9.8965	9.9859	10.0465	9.9753	9.9742	9.9661	9.9444	9.9443
21/09/2022	9.8961	9.9865	10.0473	9.9755	9.9732	9.9662	9.9434	9.9433
13/10/2022	9.8971	9.9874	10.0485	9.9750	9.9729	9.9664	9.9431	9.9428
07/12/2022	9.8966	9.9886	10.0498	9.9784	9.9779	9.9713	9.9480	9.9484
08/02/2023	9.8974	9.9894	10.0512	9.9801	9.9808	9.9743	9.9511	9.9515
06/03/2023	9.8979	9.9893	10.0517	9.9803	9.9816	9.9751	9.9523	9.9539
24/04/2023	9.8990	9.9852	10.0516	9.9806	9.9826	9.9762	9.9542	9.9568
08/06/2023	9.8983	9.9861	10.0500	9.9802	9.9818	9.9747	9.9523	9.9551
04/07/2023	9.8987	9.9859	10.0517	9.9800	9.9804	9.9745	9.9522	9.9545
15/08/2023	9.8994	9.9839	10.0514	9.9797	9.9789	9.9732	9.9510	9.9522
27/09/2023	9.8964	9.9824	10.0489	9.9757	9.9739	9.9685	9.9456	9.9446

Visits	9	📌 DATUM
24/08/2022	9.9312	10.0000
21/09/2022	9.9295	10.0000
13/10/2022	9.9292	10.0000
07/12/2022	9.9343	10.0000
08/02/2023	9.9373	10.0000
06/03/2023	9.9400	10.0000
24/04/2023	9.9434	10.0000
08/06/2023	9.9419	10.0000
04/07/2023	9.9419	10.0000
15/08/2023	9.9419	10.0000
27/09/2023	9.9329	10.0000

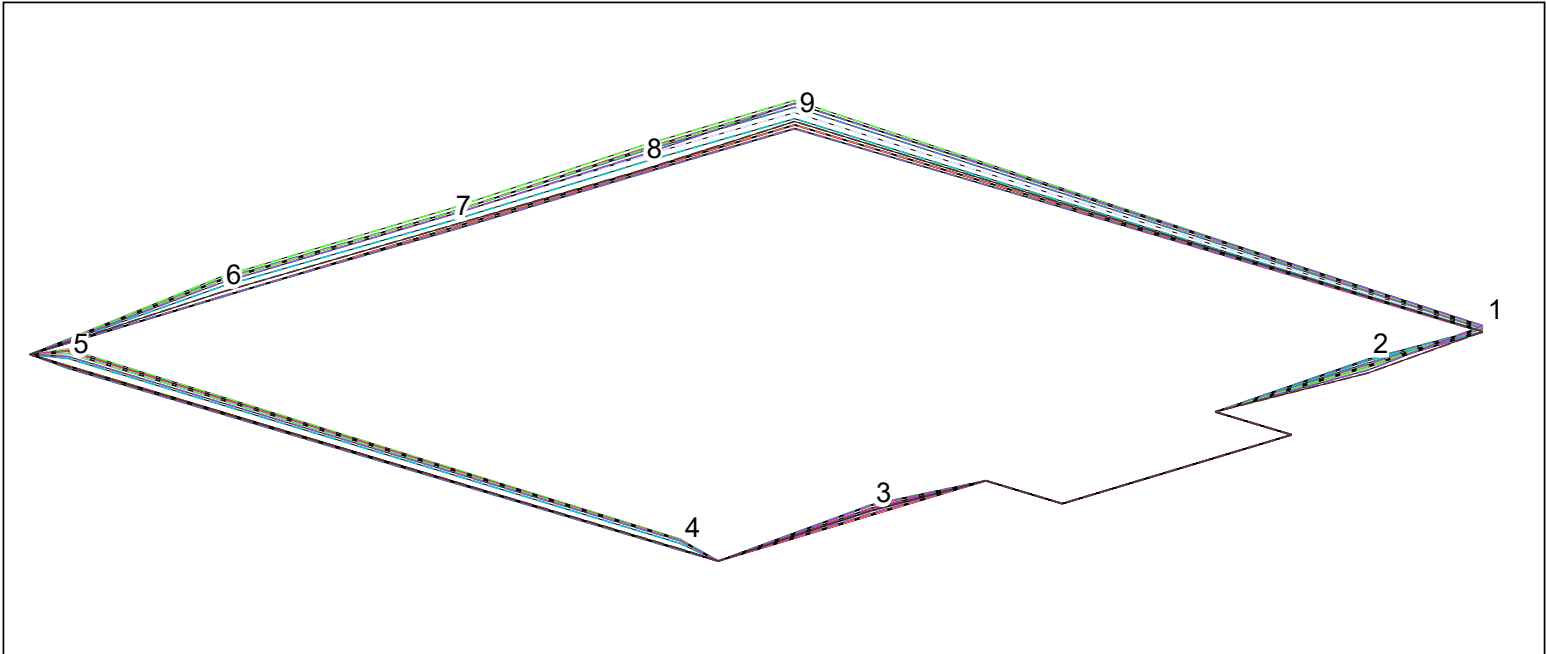
DATUM: Readings have been made relative to the deep datum to the front of the property.

Level Readings Difference (Displayed in millimetres)

Visits	1	2	3	4	5	6	7	8
24/08/2022	N/A	N/A	N/A	N/A	N/A	N/A	N/A	N/A
21/09/2022	-0.40 ↓	0.60 ↑	0.80 ↑	0.20 ↑	-1.00 ↓	0.10 ↑	-1.00 ↓	-1.00 ↓
13/10/2022	1.00 ↑	0.90 ↑	1.20 ↑	-0.50 ↓	-0.30 ↓	0.20 ↑	-0.30 ↓	-0.50 ↓
07/12/2022	-0.50 ↓	1.20 ↑	1.30 ↑	3.40 ↑	5.00 ↑	4.90 ↑	4.90 ↑	5.60 ↑
08/02/2023	0.80 ↑	0.80 ↑	1.40 ↑	1.70 ↑	2.90 ↑	3.00 ↑	3.10 ↑	3.10 ↑
06/03/2023	0.50 ↑	-0.10 ↓	0.50 ↑	0.20 ↑	0.80 ↑	0.80 ↑	1.20 ↑	2.40 ↑
24/04/2023	1.10 ↑	-4.10 ↓	-0.10 ↓	0.30 ↑	1.00 ↑	1.10 ↑	1.90 ↑	2.90 ↑
08/06/2023	-0.70 ↓	0.90 ↑	-1.60 ↓	-0.40 ↓	-0.80 ↓	-1.50 ↓	-1.90 ↓	-1.70 ↓
04/07/2023	0.40 ↑	-0.20 ↓	1.70 ↑	-0.20 ↓	-1.40 ↓	-0.20 ↓	-0.10 ↓	-0.60 ↓
15/08/2023	0.70 ↑	-2.00 ↓	-0.30 ↓	-0.30 ↓	-1.50 ↓	-1.30 ↓	-1.20 ↓	-2.30 ↓
27/09/2023	-3.00 ↓	-1.50 ↓	-2.50 ↓	-4.00 ↓	-5.00 ↓	-4.70 ↓	-5.40 ↓	-7.60 ↓

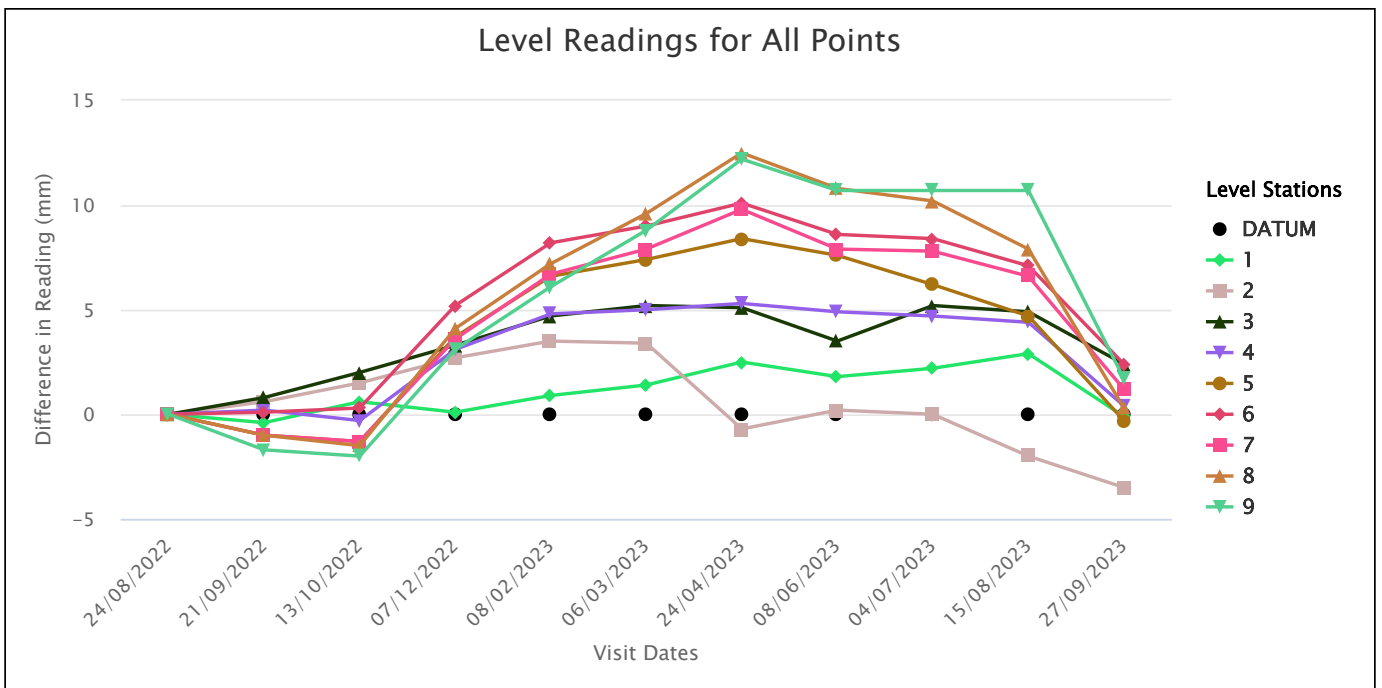
Visits	9	📌 DATUM
24/08/2022	N/A	N/A
21/09/2022	-1.70 ↓	0.00 =
13/10/2022	-0.30 ↓	0.00 =
07/12/2022	5.10 ↑	0.00 =
08/02/2023	3.00 ↑	0.00 =
06/03/2023	2.70 ↑	0.00 =
24/04/2023	3.40 ↑	0.00 =
08/06/2023	-1.50 ↓	0.00 =
04/07/2023	0.00 =	0.00 =
15/08/2023	0.00 =	0.00 =
27/09/2023	-9.00 ↓	0.00 =

Relative Movement (Relative Survey, for illustration purposes only)



- | | | | |
|------------------------|-------------------------|-------------------------|---|
| ■ Baseline | ■ Visit 1 (24/08/2022) | ■ Visit 2 (21/09/2022) | ■ |
| ■ Visit 3 (13/10/2022) | ■ Visit 4 (07/12/2022) | ■ Visit 5 (08/02/2023) | ■ |
| ■ Visit 6 (06/03/2023) | ■ Visit 7 (24/04/2023) | ■ Visit 8 (08/06/2023) | ■ |
| ■ Visit 9 (04/07/2023) | ■ Visit 10 (15/08/2023) | ■ Visit 11 (27/09/2023) | |

Level Readings Chart



Homeowner Notes

Visit	Homeowner Notes
24/08/2022	No concerns raised.
21/09/2022	No concerns raised.
13/10/2022	No concerns raised.
07/12/2022	No concerns raised.
08/02/2023	No concerns raised.
06/03/2023	No concerns raised.
24/04/2023	No concerns raised.
08/06/2023	No concerns raised.
04/07/2023	No concerns raised.
15/08/2023	No concerns raised.
27/09/2023	No concerns raised.