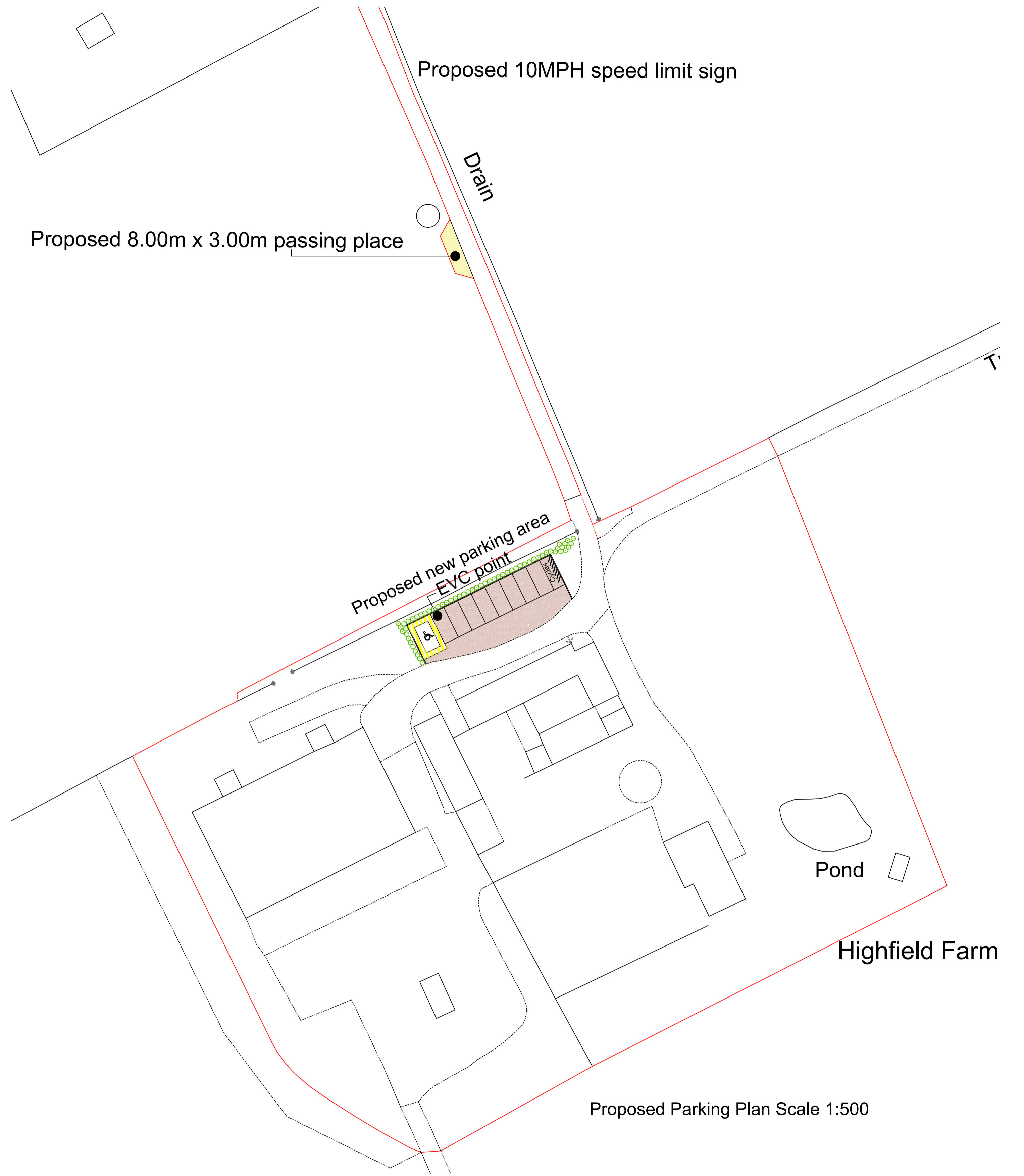




Proposed Site Plan Scale 1:1250



Proposed Parking Plan Scale 1:500

CS Surveying & Architectural Design Ltd.
 Registered office: 1 Clock Court, Campbell Way, Dinnington, Sheffield, S25 3QD
 Registered in England No: 5029993
 Tel: 01909 518385 Fax: 01909 518585 Email: info@cssurveying.com



A member of the Royal Institute of British Architects



NOTE
 All dimensions are to be checked on site and not scaled from this drawing.
 No liability will be accepted for any errors arising from scaling from this drawing or any other taking off.
COPYRIGHT ©
 This drawing in whole or part thereof should not be copied or reproduced without prior written consent of CS Surveying & Architectural Design Limited.

Revisions	

Client Details Highfields Farm, Walkeringham	
Drawing Title Proposed Site Plan	
Dwg. No. CS/05568-2	Date September 2023
Drawn CSS&A	Chd. by
Scales 1:1250 (if A1)	