

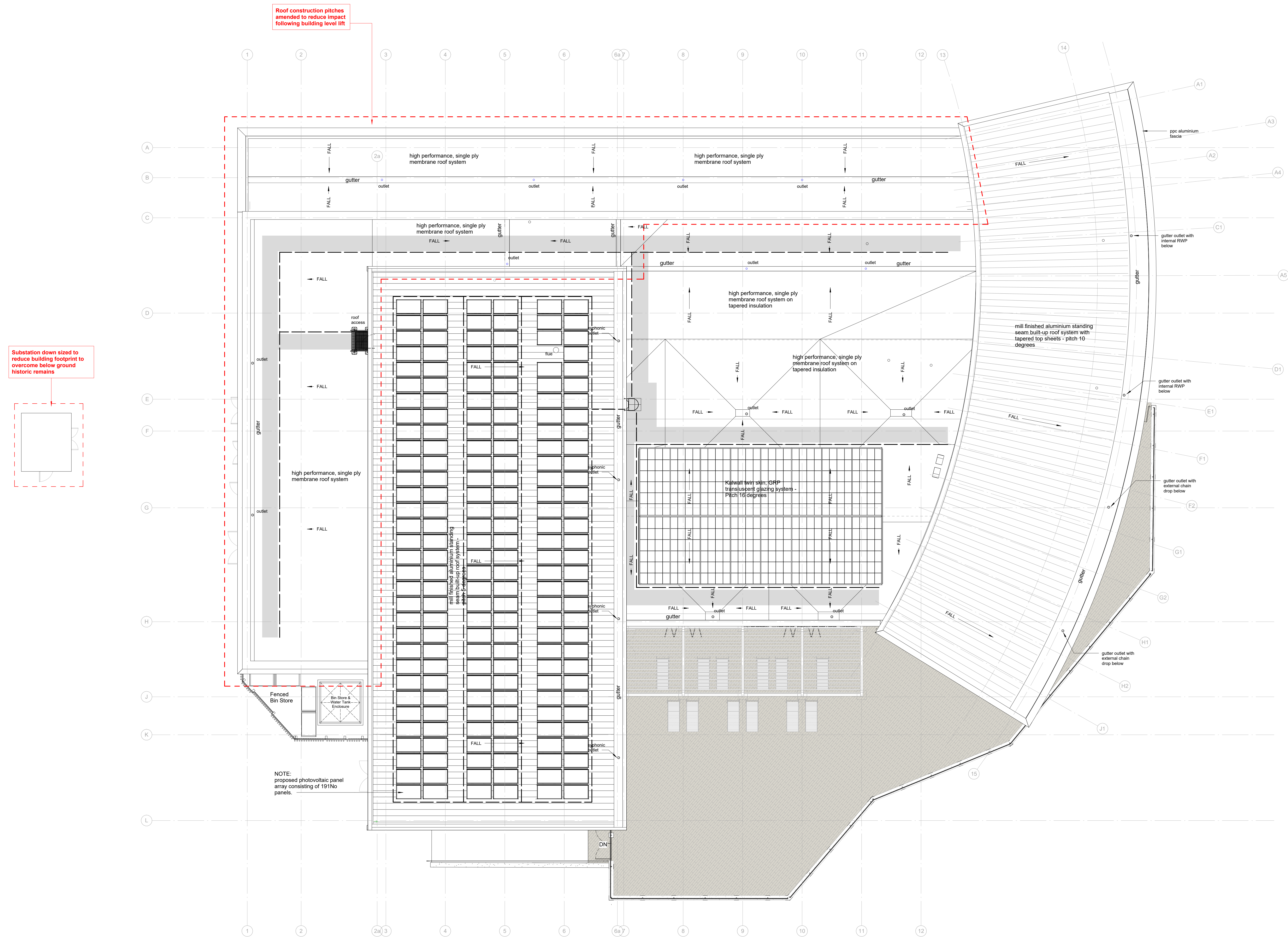
**NOTES**

Roof falls / gutter widths / locations and outlets represent proposed indicative locations and may be subject to minor modification following final design input from roofing / syphonic drainage specialist.

Indicates proposed extent of fall restraint system. fixings to suit either single ply membrane or standing seam aluminium roof finish as applicable.

Indicates extent of 1m wide anti-slip walkway membrane surface protection layer fixed to single ply membrane.

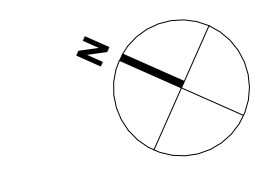
Indicates location of 4No 600 x 600 paving slabs laid over sacrificial membrane layer to protect membrane and insulation from long term damage.



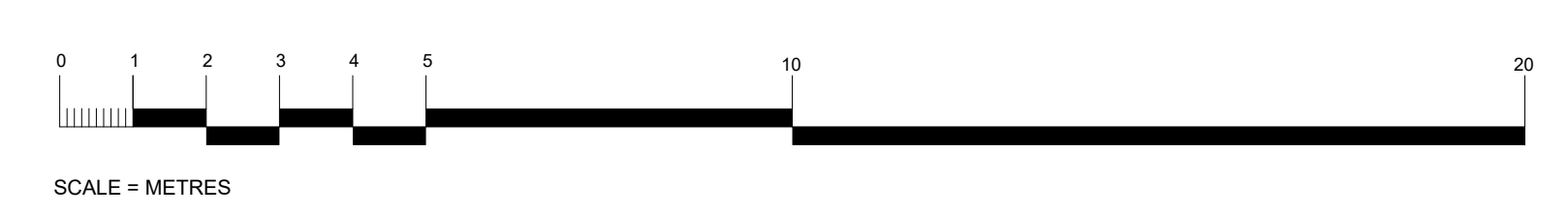
Roof construction pitches amended to reduce impact following building level lift

Substation down sized to reduce building footprint to overcome below ground historic remains

NOTE: proposed photovoltaic panel array consisting of 191No panels.

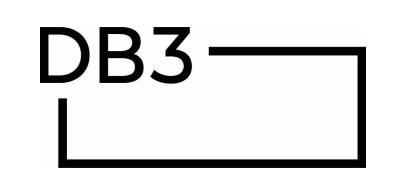


**RF Level Proposed**  
1:100



P02 270923	PLANNING ISSUE	PW	DH
P01 200223	FIRST ISSUE	PW	DH
Rev	Date	Description	By

**PLANNING**



LEEDS  
10 South Parade, Leeds, LS3 5QS  
Tel: 0113 244 2931 www.dentondb3.com



CLIENT  
WARWICK DISTRICT COUNCIL

PROJECT  
ABBEY FIELDS SWIMMING POOL

TITLE  
PROPOSED ROOF PLAN

DATE	SCALE	DRW	CHK	STAT
11/06/2023	1:100	PW	DH	SI

12943 - DB3 - B01 - RF - D - A - 20003 P02

AKK - DB3 - SP - RF - D - A - 1002 - S3 P02  
KIER