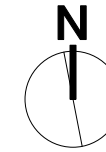
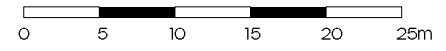


This is for information only and is not intended for precise dimensions. Do not scale from drawing for site purposes

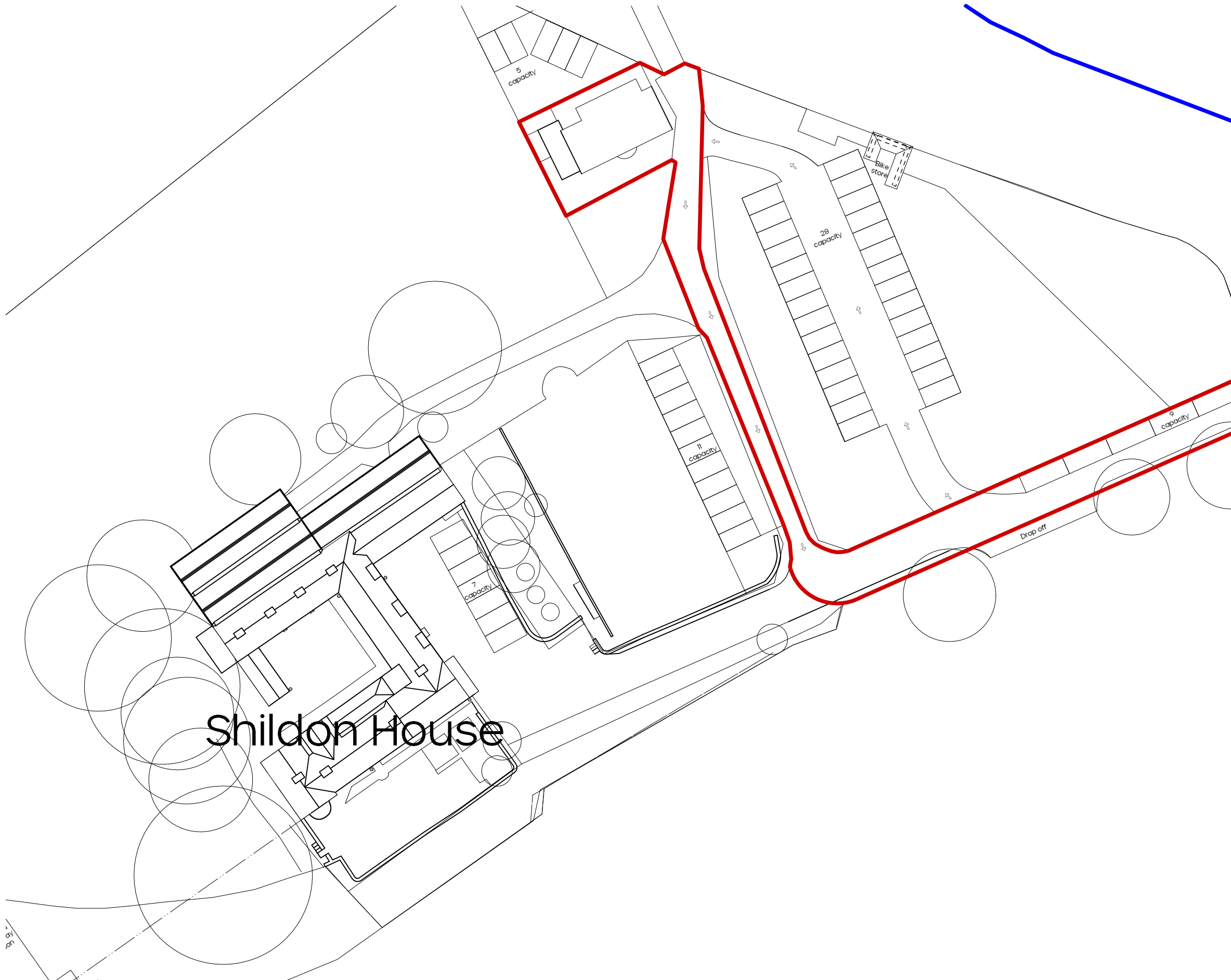


Scale bar:



Revisions:

No Date Notes



Shildon House

Project: Halton Grove

Address: Shildon House
Corbridge
NE45 5PY

Client: Thirty Three Management Ltd.

Drawn by: CW

Date: 01/09/2023

Scale @ a3: 1:500

Status: Planning

Title: Existing Site Plan

Dwg No: 15119-EDA-XX-00-DR-A-1001

Rev:

Location: Northumberland Office
The Kings Head
85 Bridge Street
Blyth
Northumberland
NE24 3AE

Tel: 01670 361 856

Email: studio@edablearchitecture.co.uk