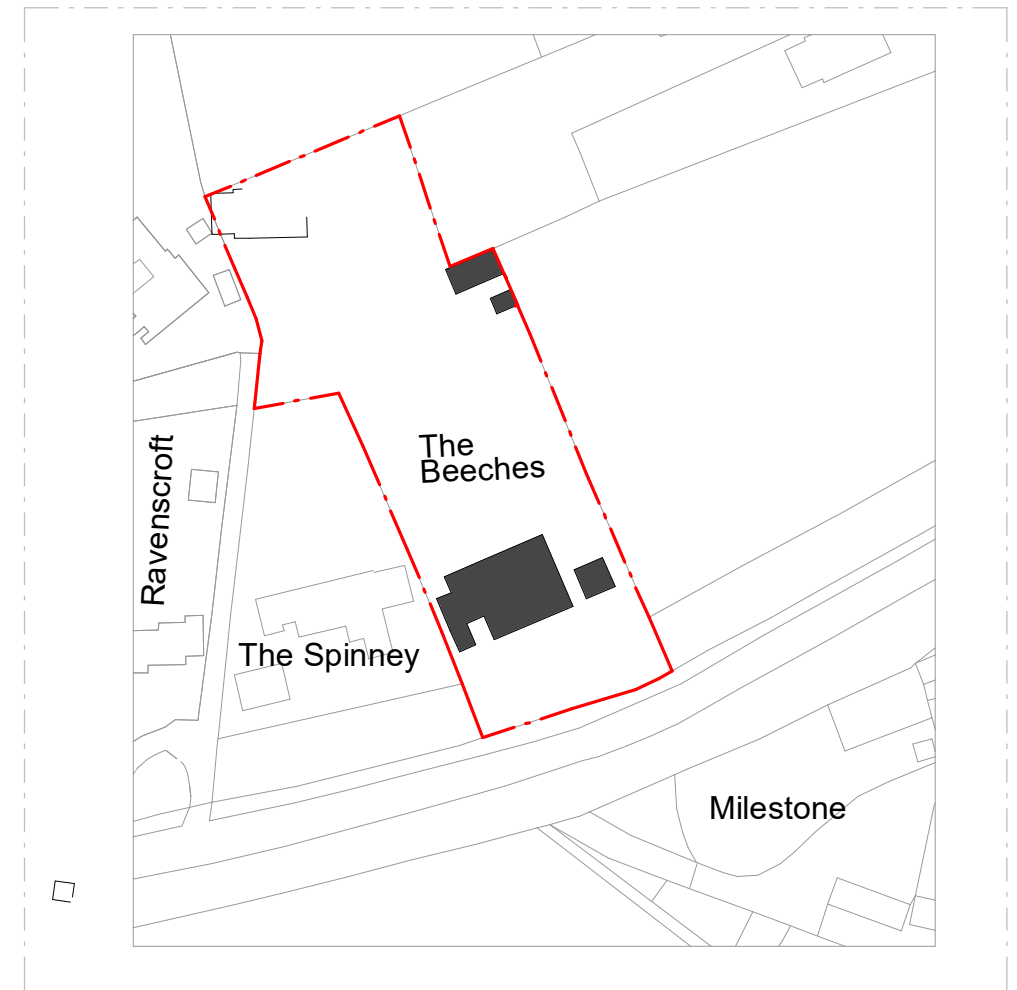


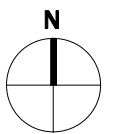
**BLOCK PLAN**

**SCALE 1:500**



**SITE PLAN**


**SCALE 1:1250**



**LEGEND:**

- EXISTING
- PROPOSED
- BOUNDARY

Scale 1:500  
@A3



Scale 1:1250  
@A3



This drawing is prepared solely for design and planning submission purposes. It is not intended or suitable for either building regulations or construction purposes and should not be used for such. All dimension shall be check and confirmed with site rep. and any discrepancies between the drawings and site shall be reported to PM. This drawing to be read in conjunction with engineers specification and details. For construction information please refer to all drawings and specification of works.

For any structural steelworks details please refer to structural engineer's drawings & calculations.

The copyright of the drawing and designs remains with Extension Architecture. All copies are only for information about the application, they may not be used for any other purpose without the express written permission of Extension Architecture.

CLIENT	<b>Mohamed Motter</b>		
PROJECT	<b>The Beeches, Leatherhead KT24 5QL</b>		
TITLE	<b>Location &amp; Block Plan</b>		

NOTES		
VERSION	DESCRIPTION	DATE

SCALE	DATE
<b>As indicated</b>	<b>11-10-2023</b>
DRAWN	VERSION
<b>OG</b>	
SHEET REF. NO	
<b>TB -PL -00</b>	