




Jasmine Cottage, Green End, Landbeech, Cambridge



Chinese Willow (T1) = 

Beech (T2) = 

Prunus (T3) = 